



AMERICAN DOWNFALL
UNITED WE STAND, DIVIDED WE FALL

HOME DEFENSE HACKS

49 WAYS TO
KEEP YOUR
FAMILY
SAFE FROM
INTRUDERS



HOME DEFENSE HACKS

You don't hear it said much anymore, but a man's home is still his castle. That goes for women too, as the queen of the castle rules beside her king in modern day society. Believe it or not, this is actually a legal principle, which goes all the way back to when Moses received the tablets of the Law on Mount Sinai.

In Exodus 22:2a it says "If a thief is caught breaking in at night and is struck a fatal blow, the defender is not guilty of bloodshed..." This is the basis for what is known as the "Castle Doctrine," which states that a person may protect their property, standing their ground and not being legally required to retreat. In the process of defending their property, they may apply deadly force against an intruder who intends to commit armed robbery or inflict serious bodily harm to the occupants.

That's all fine and dandy, but passing a law doesn't provide the means or knowledge of how to apply it. Having the legal right to defend yourself and your property is one thing; being able to do it is something else entirely.

Most people would be quick to tell you that they'll defend their home and family against all intruders; be it crooks or the government. However, few of those people truly have an idea of how they would go about defending their homes. They might have some vague ideas about using a baseball bat or even a gun. They've probably put a deadbolt on their front door. But when it comes down to it, they really don't have any idea what to do.

TABLE OF CONTENTS

- ★ Introduction
- ★ Understanding the Criminal Mind
- ★ Common Mistakes People Make
- ★ The Area Outside Your Home
- ★ Securing Your Home's Perimeter
- ★ Security Inside Your Home
- ★ Defending Your Home
- ★ Protecting Yourself from Identity Theft
- ★ Protecting Yourself Personally
- ★ Conclusion



Don't get me wrong, I'm not faulting those people's attitudes; I'm faulting their training. We've all been trained the wrong way. We've been told that if we put deadbolts on our homes and buy a burglar alarm, then nothing bad can happen. But reality tells us a different story. Reality says that people with deadbolts and alarm systems are victims each and every day.



Let me tell you a little secret here; the conventional wisdom about keeping your home safe is a lie. Everything you've been told is based upon the concept of locks keeping an honest person honest. In other words, if you follow the conventional wisdom, you'll keep a casual passer-by from breaking into your home and stealing your television set.

That conventional wisdom doesn't do you a whole lot of good when it comes to a determined criminal. They don't care about your home. They don't care about your locks. About the only thing that they care about is getting caught. That makes them a little reluctant to throw rocks through windows and kick in doors, since the noise might give them away. But if they can find a way to do that without attracting attention, then those locks might as well not be there.

Let's look at some statistics:

- 2 million home burglaries are reported each year in the United States, that doesn't include the many more which go unreported
- Every 13 seconds a home intrusion is committed
- 1 in every 36 homes is burglarized each year
- About 30 percent of all burglaries are through doors and windows that were left unlocked
- 1 out of 3 residential assaults are a result of a burglary
- A member of the household is in the home during 28 percent of burglaries
- 85 percent of burglaries are committed by desperate people who are not professional criminals. Their desperation makes them even more dangerous
- 95 percent of break-ins require some element of force to get into the home
- 65 percent of all burglaries happen when people are at work
- Police solve only 13 percent of all reported burglaries

Looking at those statistics, it's clear that we are all at risk. While the risk in some cities or parts of the country are greater than they are in others, there is no truly safe place to live anymore. There is no part of the country which we can truly call crime free.

Did you see that next to last statistic I mentioned? 65 percent of all burglaries are happening in

broad daylight, when people leave their homes to go to work. With two bread winners in most homes and the kids at school, this is the one time that criminals can be most sure that homes will be empty. Unfortunately, it doesn't always work out that way, as in 28 percent of the cases, someone is in the home. That often results in some sort of violence being committed against the person who is at home.

One-third of residential assaults are a result of these burglars entering homes and finding someone in the home. Their intent isn't to hurt anyone, but to rob valuables which they can sell or hock for money. When confronted by a member of the household in the home, their most common reaction is one of panic. The perpetrator attacks that person, usually a woman; for fear that they have seen the perpetrator's face.

This increase in daytime break-ins shows that criminals are becoming bolder. Crime used to be something that was committed at night, when people couldn't identify the criminal. To a large part, professional criminals still operate at night. It is the high percentage of non-professional criminals, who are turning to crime out of desperation, that are performing this daylight crime.

With that level of desperation, it's no wonder that these criminals are attacking people when they find them at home. In a recent development, some criminals are entering homes prepared to meet people inside. They enter with high intensity strobe lights from tactical flashlights, so that they can temporarily blind and stun the residents long enough to be able to overcome them.

In a sense, that is usually safer for the people in the home, as the perpetrator will tie them up and blindfold them, rather than commit acts of violence on them. While not an ideal situation, at least the victim usually doesn't get hurt.

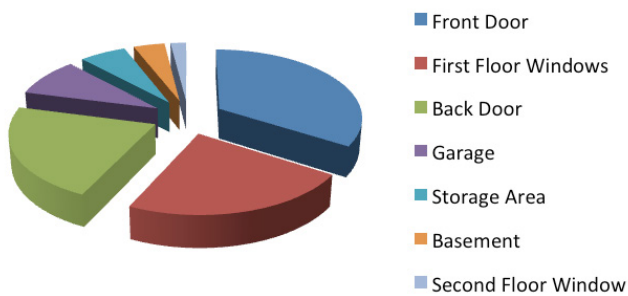
We have to take into consideration the fact that many of these criminals are known to their victims. This is especially true in cases of single-parent homes. In a whopping 65 percent of violent burglaries, where the residents are attacked by the perpetrator, the victim knew and could provide the police with the name of the perpetrator. Again, this is especially true in cases of single women.

In about a third of the cases, the criminal manages to get into the home, without causing any damage. This is important, because the police need that evidence of an actual break-in in order to prosecute. However, in that third of the cases, the perpetrator entered through an unlocked door or window, leaving no evidence of their entry. In cases where the windows or doors are screened by bushes and trees, there is no possibility of a witness from the neighborhood.

So, how do these criminals gain access to our homes? Mostly through windows and doors:

- 34% enter through the front door
- 23% enter through first floor windows
- 22% enter through a back door
- 9% enter through the garage
- 6% enter through unlocked storage areas
- 4% enter through a basement window or door
- 2% enter through a second floor window

Home Break-ins



With this in mind, it is clear that the way we secure our homes has a lot to do with how easy it is for criminals to gain entrance. If we can make it hard enough for them to get in, they will look elsewhere, leaving our home alone.

There are a number of things that criminals look for when selecting a home to break-into. Their number one concern is to avoid being caught; so they will seek out homes where the possibility of them being seen is lessened. As part of that, they are thinking of the convenience of the location, whether or not it is occupied, visibility, accessibility, lack of security and the potential rewards. Homes that meet those requirements are much more likely to be broken into than others.

Some specific things that could make your home into a target include:

- The criminal's familiarity with your home
- Convenience of the location

- Living near people who are likely to resort to crime
- Having your home near a major road
- Living on the outskirts of a neighborhood
- Whether or not anyone is at home
- Visibility of entrance point (risk to them being spotted)
- The home having a lot of cover (trees, privacy fences, bushes)
- Being secluded from other homes
- Having poor exterior lighting at night
- Living on a corner
- Accessibility for ease of entry and exit
- Vulnerability of the home, how easy the home is to break into
- The home displaying signs of wealth
- Of course, homes that have been burglarized once will probably be burglarized again, as they will have a number of these conditions. Likewise, being a neighbor of someone who has been burglarized makes you a prime target. Probably many of the same things that apply to your neighbors apply to you, making it more likely that a criminal will select your

home to attack.

The good news is that there are a number of things that you can do to reduce the likelihood that your home is broken into. In addition, there

are a number of things you can do to prepare yourself and your family for such an event, so that you are ready to react to it, protecting yourselves and your home.

ISIS' Blueprint For Attacking America

(Over 50 Potential Targets)



A computer left behind by ISIS fanatics in Syria revealed ISIS eyes over 50 potential targets in USA... What's curious is that the CIA and FBI chose to focus on one of these 50 targets in particular.

[Click here to find out what that target is.](#)

And for right reasons.

- 1 It's totally unprotected.
- 2 ISIS ran coordinated attacks on similar targets in the Middle East.
- 3 It would affect us all and cause the greatest loss of human lives since the Pearl Harbor.
- 4 And most frightening of all... there's nothing we can do to stop it!

[Click here to find out ISIS' secret attack blueprint and how to protect your loved ones in the event of such a disaster.](#)



004 / 041



There are two basic types of criminals; those that choose to be criminals and those that feel they are forced into it. By and large, there really aren't all that many who find themselves forced into a life of crime. Generally speaking, the only time you find people who are forced into a life of crime is in cases where there is severe poverty. In that type of situations, there are always some who turn to crime in order to survive.

Prostitutes often fall into this category of criminal. Most women who turn to prostitution do so in order to avoid starvation. These are typically women to whom life has dealt a difficult hand. Many start out as runaways, with no marketable skills. Others are drug addicts who are unable to do normal work, but need to support their habit.

Of course, none of us are worried about a prostitute trying to break into our home and rob us blind. We are concerned about the common thief or robber, who wants to break into our home to take what is ours, whether at gunpoint, or when we are not at home to stop them.

Another category of criminal that is often forced into a life of crime is the drug addict. Drug addiction is a cruel master; one which destroys its slaves' ability to work. Those who are addicted have a very high cost of living; as they need to constantly score in order to keep themselves

going. Since they can't work, many of them turn to some sort of crime; usually something simple like breaking into homes and stealing.

While no two criminals are the same, there are certain characteristics that they share. Knowing these characteristics can help us to keep them from accomplishing their goal, protecting ourselves and our homes from them. The study of the criminal mind, a specialized area of psychology, gives us a fairly good understanding of how they think and what they will do.

INTELLIGENCE

By and large, most criminals aren't really all that smart. That doesn't necessarily mean that they're stupid, as there are some very intelligent criminals around. However, the kind that break into homes and stick people up aren't the cream of the crop in the intelligence department.


However smart criminals are or aren't, they always think that they are smarter. It doesn't matter if we're talking about a break-in artist or a guy sitting at a computer hacking into corporations to steal millions of dollars; they are all universally convinced of their own brilliance. As far as the criminal is concerned, he or she is smarter than anyone around.

This misconception is based in the idea that they have found a way to make a living without having to work as hard as everyone else. Criminals universally see their actions as proof of their intelligence. They look around them at all the people working and compare that to the few hours a day that they "work." This tells them (in their mind) that their superior intelligence has provided a better way for them to make a living, besides working their tails off for eight to ten hours a day.

Of course, they really aren't as smart as they think. What they are is cunning. Most of them probably wouldn't do so good on a typical I.Q. test. But, then again, I.Q. tests are designed for people who apply themselves to learning. The only thing the average thief really applies themselves to learning is better ways to commit their crimes and avoid prosecution.

INDUSTRY

I somewhat alluded to this one in my description of the criminal's intelligence. Criminals are lazy. They don't want to work to get ahead; they'd rather steal the fruits of someone else's work. A large part of the reason why many turn to crime is that they are too lazy to work.



Being a criminal doesn't take eight or ten hours a day; the average criminal only works two to three hours. The rest of the time, they are free to do what they want to do; whether it is working out in the gym or drinking beer while they watch television. If they don't feel like "working" one day, there's nobody to tell them that they can't take the day off.

This actually plays into your and my hands, as criminals won't bother committing a crime if it looks too hard. Contrary to what television might show, they want the easy money. They're not willing to work hard in order to get it. So, if we can make it look hard for them to get away with breaking into our homes, they'll usually give up and go away. "After all," they figure, "there are a lot of other houses which are a lot easier to break into."

CAUTION

The last thing that any criminal wants is to spend any time in jail. While the government very nicely provides them with a place to live, food to eat and recreational activities to keep them occupied;

being in jail keeps them from doing what they want to do. The desire to stay out of jail figures into just about everything that they do.

This makes most criminals very cautious people. They don't want to attract attention to what they are doing, because they don't want the police to be called. They don't want to leave any evidence of their crimes, because they don't want the prosecutor to have anything that can be used against them.

Criminals won't keep what they've stolen for one minute longer than they have to. Most of them will hock their take as quickly as possible, so that there is no evidence to be found in their homes. Even if they want the item, they'll get rid of it. They'd rather go buy one for their own use, paying full price for it, so that they can prove their innocence with a receipt.

Once again, this plays into our hands. While a front door might be easy to kick through, the average criminal doesn't want to do that, because they don't want to be heard or seen doing that. Likewise, they'll avoid breaking a window, instead looking for one that was left open. If we can make sure that the home is always secure from entry, most criminals will turn away, looking for another house to break into.

GOOD ACTORS

Most criminals are actually very good actors. They have to be to present themselves to the

world as honest people, while trying to rob those same people blind. This duplicity could drive the average person to drink if they weren't acting.

A crook's acting ability is used in the performance of crime. Since the vast majority of crimes are committed in daylight hours, it is necessary for the criminal to make everything look normal. That way, people won't notice them. They want anyone who sees them to think that their presence where they are is normal, not something done as part of a crime.

One simple example of this would be a break-in artist that is walking out of a home with a big screen television. If they were to act furtive with that TV in their hands, people would get suspicious. So instead, they walk out as if they were supposed to be there to pick it up. If anyone looks at them, they'll even wave at them, adding to the appearance that things are normal and they aren't criminals.

Another trick that can be used hand-in-hand with waving at the neighbors is to dress in brightly colored clothing. Everyone is so used to the stereotype of criminals wearing dark clothes, that we automatically assume that someone in bright colored clothes is okay. But there's another advantage for the criminal. That is that most people will remember the clothes, without remembering the person wearing them. The clothes actually distract people from seeing what the criminal looks like, so they don't have a description to give to the police.

COMMON MISTAKES PEOPLE MAKE

All too often, when the police investigate a break-in, they find that the people living in the home unknowingly did something that invited the criminals into their home. This phenomenon stems from the fact that most people don't have any idea of how criminals think, so they don't look at their home in the way that criminals do. They live their lives in a way that is comfortable for themselves, not realizing that others might be taking note.

These things we do are rather innocuous in and of themselves, but that doesn't prevent them from being important. Life is full of seemingly small things that make a big difference. Driving down the wrong street, taking a different route home, leaving a few minutes late; all of these have been known to cause huge differences in people's lives, given the right conditions.

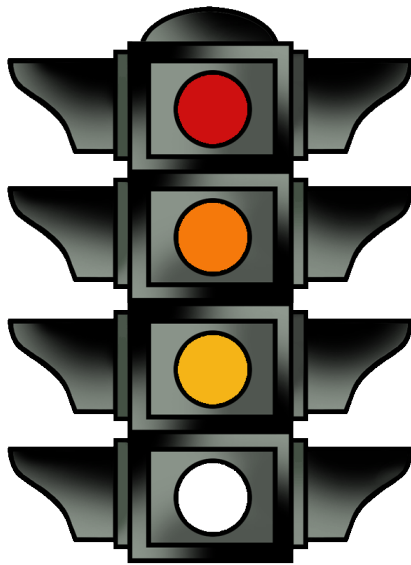
The more aware we are of how criminals think and what signs they look for, the easier it is for us to develop the right defensive mindset to thwart their intentions. You've probably never thought about the list of items that I mentioned in the introduction; but those area all important. If you look at your home with the intent of identifying how those apply to you, you'll probably find a number of things that you are doing or that have

to do with the location of your home, which are inviting attack; things that you never even suspected.

I used the word "mindset" a moment ago. A defensive mindset is one where we are seeing things in the light of how they affect our family's safety. Most people don't have this mindset, or even anything close to it. They go through life, busy with what they are doing and never see the danger around them.

The problem with this type of mindset is that when danger strikes, we aren't ready to deal with it. We are stunned by the event for the first few critical seconds and we never mentally catch up. Those few seconds can often be the difference between life and death. We need to be ready to react and react quickly, if we are going to prevent attack.

The defensive mindset looks at things and evaluates them in terms of whether or not they are a threat. Soldiers in a combat zone quickly develop this mindset, or they don't



survive. It's actually what you see the hero in any action movie using. Have you ever noticed how the hero always seems to have a sixth sense, which tells him when danger is near? In real life, that is nothing more than awareness. His senses are turned on high, letting him know what is going on. That allows him to be ready to react.

There is a scale that has been developed to show the various conditions of awareness we can have, in regard to defense. It uses colors to designate the different states of mind we can have and what they mean.

- ★ **CONDITION WHITE** – Unaware of what's happening, relaxed and assuming there is no threat. This is the state where most people live.
- ★ **CONDITION YELLOW** – Aware of one's surroundings and looking for potential danger. Not ready to act, but looking to see if the need might arise.

- ★ **CONDITION ORANGE** – A potential threat has been identified and is being watched. The individual is reading themselves to react to it.
- ★ **CONDITION RED** – Imminent danger is recognized. The individual is ready to fight if need be. If armed, the hand is ready to draw the gun.

To have a good defensive mindset, one must learn how to live in condition yellow. This doesn't mean being paranoid that everyone out there is an enemy, but rather the awareness that anyone can be a potential enemy. Understanding that, you look to see if they are a threat or not.

With that in mind, let's take a look at some common mistakes people make, which cause them to become victims.

1 - LEAVING OUT THE "ROB ME" CALLING CARD

As criminals or potential criminals are looking for a place to rob, one of the things that they look at is what is in front of the house that they drive by. Often, people have things outside which give away their financial status and what types of things they might have inside the house.

The most common of these is to leave out children's toys. Children are notorious for not putting things away, so criminals have an easy time finding which houses have children. If the child has an expensive bike or one of those electric toy cars, the family probably spends a

lot of money. That could mean that they have a big-screen television, computer games and other easily sold items.

Children's toys aren't the only thing that can be left in front of a house to invite criminals. Expensive cars are an inviting target as well. The cars might be inviting enough so that they leave the house alone and just steal the car. While selling a stolen car isn't easy, it is very easy to strip parts off the car, abandon it, and sell the parts. This sort of a "strip job" is very common, leaving the owner with several hundred or thousand dollars worth of repairs, depending upon what parts they steal.

Expensive decorations or porch furniture can also attract attention. People who put cast-iron tables and chairs on their front porches probably have expensive things in their homes as well. The same can be said for any expensive lawn decorations, planters or other items.

2 - FORGETTING THE LOCKS

The easiest thing to do and the most commonly forgotten is to lock the house up when you leave in the morning and when you go to bed at night. At least a third of the burglaries happen to homes where the perpetrator found a window or door unlocked. They didn't have to do anything to gain entrance, except open the door or window.

Few people make a circuit of their homes to make sure it is secure before going to bed at night. However, the few minutes it takes to go through



the house, checking all doors and windows, can make a huge difference in the safety of the family. With everything locked up, criminals have to break through a door or window to gain access. That creates noise; which can give you enough warning to react, call the police and put your home defense plan into action.

Windows don't always have locks, merely latches. It is easy to close a window, thinking it has latched, but not have closed it far enough for the latch to actuate. When this happens, it's easy to open the window from the outside, either by prying it open or by simply sliding it open with the palms of one's hands against the window.

Worse than that, many people leave their windows open for ventilation, making it extremely easy to get in, without problem. Even if they are only opened a few inches, it is easy for a criminal to open it the rest of the way.

It is actually very easy to secure a window, even while leaving it open a few inches. A through the frame pin will keep the window from being opened any farther. As long as the window is

closed far enough to prevent a person from getting enough of their arm through the window to reach the pin, that slightly open window isn't going to help them.

3 - HAVING AN INVITING HOME

Some homes just seem to invite criminals to break in. More than anything, this isn't because of the location or how wealthy the family looks, but rather, because the home looks like it would be extremely easy to break into. Criminals are lazy, so they want to find places that they can get into with the minimal amount of trouble. Many actually think a life of crime is easier than having to go out and get a job.

So, what makes a home look inviting, like it's easy to break into? There are a number of things, but mostly it is having an easy place to break into. Doors with a lot of glass are a prime example of this. It doesn't matter if the glass is in the door itself or in side-lights, either way, it doesn't take much effort to break through the glass and open the door.

Doors without deadbolts are just as bad. It's common knowledge in the criminal community that kicking in a door isn't all that hard. Pretty much any man equipped with a good pair of boots can bust down the front door of a home; deadbolt or no deadbolt.

The reason it's so easy to break through a front door is that the deadbolt and the door lock just go into small striker plates, which are mounted



into the door frame. Unless you have a steel door frame, you probably just have a 3/4 to one inch piece of wood there. The distance between the deadbolt and the edge of that piece of wood is about 1/2 inch. So, it really doesn't take much to break it. One good swift kick and the criminal is in your home.

The reason why more criminals don't kick open doors is that they don't want to get caught. Kicking through a door, like breaking through a window, makes noise. They want to avoid that noise, because they want to avoid attracting attention. However, if the door or window is hidden from view, then all bets are off. In that case, even if they do attract attention, they probably won't get spotted.

4 - SOCIAL MEDIA ANNOUNCEMENTS

Social media has become the way that people communicate; especially young people. People talk about all aspects of their



lives, including things we'd really rather not know. Most seem especially prone to talking about the good things that are going on in their lives. Getting in a relationship, buying a new tablet, going on a vacation or even going out to dinner and a movie all seem to be reasons to post on your favorite social media site.

There's just one big problem with all those announcements; that is, you never really know who is seeing your Facebook, Twitter and YouTube posts. You post that information so that you can share your good news with your friends. However, when they "like" your post, their friends can find out about it. If they share it, rather than just like it, then their friends can like it, allowing another whole group of people who you don't know and who don't know you to find out about it.

So, a whole bunch of people might find out about your pending vacation, purchase of a new car or getting into a relationship. The thing is, you don't know who all those people are or what they're like. They might all be great people, but they might not. There might be one lurking out there who is wondering how they are going to pay the bills. Your notice might just answer their question.

Anonymity always makes it easier for people to commit crimes. Knowing that you are going to be out of town or at work, added to the fact that you don't know who they are, gives them a pretty good feeling of anonymity. There's no way that you could possibly know who is breaking into

your house, because you don't know them.

The simple solution to this problem is to be careful about what you post to your favorite social media site. If you want to post pictures of your vacation, that's fine; just wait until you get home to do so. That way, you're not issuing an open invitation to attack.

5 - LISTENING TO "CONVENTIONAL ADVICE"

I hate to say it, but most conventional advice for securing your home is worthless. It's based upon some assumptions which may or may not be true in your circumstances. The most basic assumption is that locks only keep honest people honest. In other words, home security is usually based upon protecting you from the chance of an honest person being desperate and momentarily deciding to commit a crime. The assumption continues with the idea that if you can make it hard for that weak honest person to commit the crime, then they'll change their mind and go back to being honest.

The major fallacy in that assumption is that there are a lot of people in the world who aren't honest. They'd much rather live a life of crime than look for honest work; mostly because they think it is easier to be a criminal and the rewards of a life of crime will be greater than the rewards of honest work.

This idea isn't anything new; it's as old as mankind. Criminals have plagued mankind ever since the

idea of civilization took root. The word “travel” has its root in the word “travail” because traveling was dangerous. The major danger that they were concerned about was bandits on the road.

Cities used to have walls for this very same reason. Without a wall, a city was virtually defenseless. That wall existed to keep bandits out, so that the people could live in peace. Why? Because outside the wall roamed criminals who wanted to steal what the people in the city had.

In a sense, the walls of our homes are supposed to perform the same purpose that the walls of those cities did. They are to keep the bag guys out. Even so, there are a couple of major differences between the city walls of old and the walls of our homes. First of all, the city walls and gates couldn't be as easily broken through as the walls and doors of our homes can. Secondly, they had guards on the gates and walls, something that we don't do today.

Does that mean that it's safer today than it was in the past? No, it only means that we have a much greater tendency to ignore the bandits amongst us. We expect our deadbolts and window locks to be

enough, forgetting that criminals don't really care if they damage our homes in the process of getting inside to steal. The only thing that keeps them from breaking more is a desire to avoid attention.

I've already mentioned how easy front doors are to break through. Sliding glass patio doors are even worse. All it takes to pop them off the track is a big screwdriver or small pry bar. That can be foiled by putting some screws through the track above the door, but not many people bother to do that. Of course, even with the screws in the top track and a board in the bottom track to keep the door from opening, all it takes is a rock, hammer or axe to get that door open. It's glass, isn't it?

Like I said, conventional wisdom is there to protect us from the honest people. The dishonest ones can always find a way. We need to use much more extreme measures to foil them. Measures that will show them that they can't just pop a door open by kicking it or prying it off the track. Measures that show them that they can't just put a rock through a window or find one we left open. Measures that will discourage them, because it's just too much work to break into our homes.





THE AREA OUTSIDE YOUR HOME

Let's start by looking at what's outside your home. Unless your break-in artist is a personal friend or someone who has regular access to your home (like a maid), they're going to be choosing your home by how it looks from the outside. They'll be looking at everything from the types of cars you drive to the landscaping you have. Anything that could give them a hint about your affluence will quickly attract their attention.

Based on what they see, looking at the outside of your home, they'll have a pretty good idea of how much you have in valuables on the inside of your home. While they won't know specifics, they'll have a pretty good idea in dollars and cents.

This is what these guys do for a living, so they're used to making value judgments based on little information.

The first trick is to deny them the information that they need to have, in order to pick your home as a target. The second, which goes hand-in-hand with it, is to make sure that your home won't be an easy target, should they decide to break into it. Anything you can do to make things harder will decrease the chances of having your home broken into, especially considering that thieves are lazy.

6 - DON'T LEAVE OUT A "WELCOME MAT"

We've already talked about this a little, but I want to go into more depth. You have to realize that any crooks who are thinking about breaking into your home start by scouting your home. They don't have a list of "most robbable homes" they can buy through the Internet. Based upon their experience, they drive around, looking for a likely target. When they find it, they surveil the target for enough time to make sure that they've picked a good one.

That's why I told you to watch out for children's toys, nice cars and other valuables left in the front of your house. Those are all signs to the crooks that people live in the house and that the people have money. There's nothing like advertising that you have money to attract the attention of the criminal element.



However, even without the toys and fancy cars sitting in front of your house, some places just look like the family has money. American homes show off our affluence by their size and style. A home with fancy windows, dormers and multiple roof sections is more expensive; and visibly more expensive as well.

Having traveled overseas, I've noticed that in many countries, the homes of wealthy people don't necessarily look like the people are wealthy. Instead of showing off their wealth on the outside of the house, they show it off on the inside of the house. They don't have fancy front yards, they have fancy patios. In some cases, the home is built with a fancy patio inside the home, what we would call a hacienda style.

In some countries it's also common to have cement walls surrounding the home, hiding it. This is done to keep crooks out and property in. In some of these countries, the use of fences and walls is so common, that the common understanding is that if you don't have it inside your fence, it means that you don't want it.

Please don't misunderstand me; I'm not

advocating building a cement wall around your property. They aren't common here in the United States, so if you were to build one, it would merely highlight your home as different. That might be enough to convince someone that you have a lot of valuable stuff in there and that they should relieve you of some of it.

What I am advocating is making your home look like you aren't the richest people on the block. There are several things you can do to help project this sort of image. The first of these (as we've already said) is to get rid of anything in the front yard and driveway which makes it look like you have a lot of money.

7 - WHAT'S IN YOUR WINDOWS?

Once you've gotten rid of those items, the next thing I'd do is to take a good critical look at the front of your house; from the viewpoint of defining what makes it look like you have money. Do you have fancy curtains visible? Then put a lining under them to hide them. Can people see expensive things through the windows? Hide those things with window shades. Do you have a stained-glass front door? Change it out for something simpler.

It's not generally known, but you can't see inside a house from the outside during the daytime. The only way you can see inside is to get really close to the window, so that all you see is through the window. That's because the eye naturally adjusts to the ambient light level. When it is daylight outside, the eye is adjusted to that level. The lower light level inside the home is too low to see.

Nighttime is another thing entirely. At night, the

inside of the home is brightly lit, compared to the ambient light outside. So it's easy to see what's inside the home, because it's so much brighter than the ambient light.

What this means is that during the daylight hours, the only thing that people are going to see in your home is something that is right up against the window. If you have stained glass windows or decorations hanging in the window, they'll be visible. But nothing else will be.

You can stop thieves from seeing what is inside your home at night by the simple expedient of drawing the curtains or shades. You don't need them open to get light into your home, so there's no real reason to have them open. By closing them, you keep others from seeing inside your home, giving you privacy and preventing thieves from scouting your home.

8 - ADD A LITTLE CAMOUFLAGE

The next step is to add in a little bit of shabbiness. I realize that this might go totally against your grain (it does mine), but making your home look like it isn't all that well taken care of can make you look poorer. You want to be careful about this, as ignoring things like painting can have adverse consequences in causing damage to your home. That paint isn't just for appearance, but to protect your home from the weather.

Something as simple as changing the color of the paint on your home can make it look drab. My neighbors just recently painted the trim on their brick home. They used to have a contrasting color, like most people do. This time, they painted the trim to match the brick. It's amazing how



that transformed the look of their home. Even though it's the same house, with bay windows and dormers, the home looks simple. Compared to the neighbors, they look like they don't have much money. However, I know for a fact that they are the wealthiest family in our neighborhood.

Landscaping can do a lot to make a home look wealthy or poor as well. Everyone wants nice landscaping in front of their home, but that just makes the family look like they've got more money. If you have simple landscaping, it looks like you don't have the money to waste on that fancy landscaping.

9 - CHECK YOUR MAIL DELIVERY

Another thing that criminals look for is a lot of deliveries to a home. With the current trend towards online shopping, some people receive deliveries every day. Often, these deliveries are made when there is nobody home to receive them; so they sit on the front porch until people get home. This is a sign to the criminals that nobody is at home during the day; the time when most break-ins happen.

The same can be said for your mail delivery. If

you have a mailbox sitting at the curb, it's easy for criminals to pass by late in the afternoon, open the box and see if there is anything inside. A couple of days of doing this and they'll know which homes are occupied during the day and which ones aren't.

The simple solution to this red flag is to have your deliveries made someplace else besides your home. If you own your own business or if your employer allows, you can have things delivered at work. That way, there's nothing sitting at home. A second option is to have your deliveries made to a Post Office box or one of those shipping places which allows you to rent boxes. If you can't use either option, what about a neighbor that is at home during the day? Could you arrange with them for your deliveries to go to their house and pick them up when you get home?

Criminals also use this to tell them when people are out of town. If your mail isn't picked up for three or four days, it's a clear indicator that you're not at home. For any criminals that might be casing your house, that stuffed mailbox is about as good as a billboard in your front yard, announcing that you are on vacation.

10 - WHAT TO DO WHEN YOU LEAVE TOWN

Criminals love it when people go out of town, whether on vacation or on a business trip. This gives them the time they need to scout the home thoroughly, prepare their plans and perform the break-in, with little risk of anyone catching them. For a break-in artist, someone being out of town is like a kid being left in a candy shop.

Most of us make the mistake of letting everyone know when we are going to be out of town. While there are people you might want to let know, you don't want very many to know about it. You never know who is going to end up talking about your plans with the wrong person.

I had my home broken into once years ago when I was out of town for a weekend conference. The person who broke into my home was a drug addict that our church had been trying to help out. Although he came to church, he really couldn't be called a religious person. His drug addiction still had a hold on him, driving him to do many things. One of those was to break into my home while I was gone.

There are a number of signs that criminals can use to see that your home is unoccupied. If you want to avoid them finding out that you are gone, then you need to make sure that you are taking care of all those signs:

- **Mail in the mailbox** – Have mail delivery stopped while you are out of town.
- **Newspapers** – If you receive newspaper delivery, have it stopped while you are gone. If you can't count on them to remember that, then have a neighbor you can trust pick them up.
- **Grass growing long** – If you are going to be gone for more than a week, you might need to arrange for someone to cut your grass; at least in the front yard.
- **Lights out** – Light timers are a simple, yet very effective way of making it look like someone is at home. Buy a few of them and have different

lights go on and off, to match your normal schedule.

- **No noise** – A quiet house is a vacant house. Leave a radio on or put one on a timer, preferably to a talk radio station. Make sure it is loud enough that it can be heard from outside the windows or doors, but not loud enough to distinguish what is being said.
- **Cars** – If you always have a car parked in the driveway, but it is gone for a few days, it's a sure sign that you're not at home. Park another car there, even if you have to borrow one.

Of course, the best thing you can do is get someone to stay in your home while you are gone. That way, there is normal activity, making it seem like your home is occupied. Even though they won't be there all the time, they will be there enough to give any criminals pause, which might just be enough to keep them out of your house.

11 - THE FENCE YOU SHOULD AVOID AND WHAT TO DO INSTEAD

Many people like the idea of having a six to eight foot tall security or privacy fence around their home, especially around their backyard. While I can see some definite advantages to this, I can also see two very strong disadvantages to it, which I'd have to say overshadow the advantages.

If your major concern is to keep the neighbors from looking at your wife or daughter while they are sunbathing, then by all means put in that privacy fence. That's what it's designed to do. However, if you are interested in protecting your home, you

need to think it through a bit more. That privacy fence will work against keeping your family safe.

The first problem with a privacy or security fence is that it advertises to the whole world that you are trying to keep them out. Unless everyone else in your area has the same sort of fence, you're essentially telling everyone "we have something valuable in our yard" or "preppers live here." Those aren't the kinds of messages you want to send. Putting a fence like that in front of your home would make that message even stronger than putting it in the back does. Many neighborhoods have privacy fences in the backyard, few do in the front.

The other problem with a security or privacy fence is that it gives assailants someplace to hide behind, in order to spy on your home and prepare to invade it. That isn't going to help you either. The last thing you want to do is make things easier for them.

There's a great alternative to this, one which not only will help your home's security, but also help slow down anyone who wants to get into your home. That is to put a hedge of thorny plants or cactus around your property. That will slow them down much faster than your fence will, as most people have a natural aversion to being stabbed by thorns and needles.

Make sure you put the thorn bushes or cacti close enough together so that there isn't a pathway between them. You want to be able to control how people approach your house. At the same time, you want to leave a fairly easy way to approach your house, so that you can control how people come to your front door. Human

psychology will cause them to take the easy way.

In an emergency, that easy way should take them right under your guns. In other words, you want to use your bushes or cacti to create an ambush. That way, if you really have to defend your home against a group of attackers, you have a way of making sure that you hold all the cards in your hand.

12 - A GOOD SIGN CAN MAKE A WORLD OF DIFFERENCE

There was once a great Peanuts cartoon where Snoopy is sitting next to a sign that says "Beware of Dog." The little balloon showing his thoughts said, "I always wanted one of those." I'll have to say that Snoopy never struck me as a great guard dog. I think he's more the type to try and mooch a treat from any would be thief, than protect the home; unless, of course, he was on his Sopwith Camel and could shoot down the Red Baron.

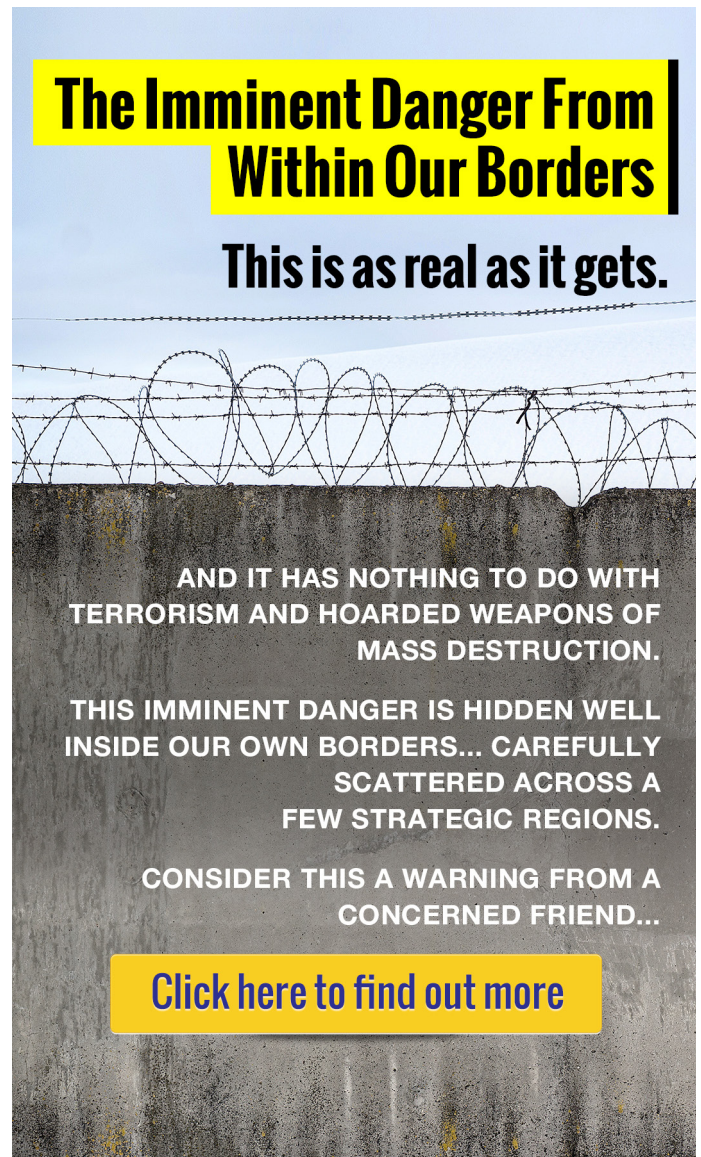
What makes that sign effective is that any thief who comes around isn't going to know if Snoopy is likely to take a bite out of their leg or lick them to death. All they're going to see is the sign. Believe it or not, that's enough. Yep; you can scare off most would be thieves with a two dollar sign, just because it warns that you have a dog.

Why is that so? Because as we've already seen, thieves don't want to be discovered. The last thing they need is a barking dog waking up the neighbors and getting people to look through their curtains. Even if the dog doesn't attack them, they can give them away.

Of course, there's also the risk that the dog will attack them; something else they want to avoid. Dogs can be unpredictable, especially when they attack. They

move so fast and fight so viciously, that they are hard to defend yourself against. That's enough to keep most criminals away from your home.

Another good type of sign to have is one of the various signs that indicate that you are armed and prefer to shoot first and ask questions later. Regardless of your ability or intentions, that tells them that attacking your home may not be a good idea. While many criminals have no reservations about beating, stabbing or even shooting a victim, they don't want to find themselves leaving your home with a slug in their body.



**The Imminent Danger From
Within Our Borders**

This is as real as it gets.

**AND IT HAS NOTHING TO DO WITH
TERRORISM AND HOARDED WEAPONS OF
MASS DESTRUCTION.**

**THIS IMMINENT DANGER IS HIDDEN WELL
INSIDE OUR OWN BORDERS... CAREFULLY
SCATTERED ACROSS A
FEW STRATEGIC REGIONS.**

**CONSIDER THIS A WARNING FROM A
CONCERNED FRIEND...**

Click here to find out more

SECURING YOUR HOME'S PERIMETER



As we talked about in the introduction, criminals are looking for some easy way to get into your home. More than anything, they're hoping that you've left a window or door unlocked, which they can get through, without having to break anything. Failing in finding an open window or door, they'll try to find a way into your house, without the neighbors seeing them do so.

With that in mind, it's somewhat surprising that the front door would be the most common point of access that criminals use. Nevertheless, statistics show that the front door is the most common entry point. After that, the next most common entry point is the first floor windows and then the back door.

If you are going to keep criminals out of your home, then you need to avoid allowing them a means of entry. That means taking a good look at your current security setup and seeing what you can do to improve it. Of course, others have already found the ways to improve your home's security, all you need to do is to implement them.

13 - WHAT'S WRONG WITH SURVEILLANCE SYSTEMS?

Not too many years ago, surveillance camera systems were ridiculously expensive. However, in the last few years, we've seen some incredible price reductions. Now, just about any homeowner can buy a four camera system that will provide surveillance all around their home, along with the monitor and a recorder for 24 hours worth of video.

With the great reduction in the price of these systems, why wouldn't anyone want to install one? After all, businesses all over the place have surveillance cameras installed to catch criminals. If it works for them, it ought to work

for us as well, right?

Uh, wrong. You have to understand what surveillance cameras do first of all. All they are capable of doing is showing what is going on and recording it. For that information to be of any use, one of two things has to happen. You either have to have a security guard who is watching the monitor all the time, ready to react to a threat; or you have to have a crime occur, so that the police can use the recording as evidence to convict the criminal.

So tell me, how does either of those help make you safer? I suppose if you like watching the grass grow and the neighbor's dog leave a gift on your front lawn, then your surveillance system will help protect you. But if you're not going to do that, then the only thing that the system is doing is gathering evidence for the police. That won't stop your home from being broken into, as most criminals know how to avoid being filmed on camera.

There are several easy ways to defeat surveillance cameras. The easiest is to sit back and shoot the lenses out with a BB gun. That won't make enough noise to attract attention and it's uniformly fatal to the cameras. If you don't have a BB gun, you could always sneak up on the camera from the side or back and cover the lens. Spray paint works well for this. Of course, the easiest way to defeat them is to simply put on a disguise, like a big floppy hat, so that the camera can't see your face. Without a face, the video is essentially worthless.



14 - THE BEST ALARM MONEY CAN BUY

Okay, so now that we've dispelled the myth of how great surveillance cameras are, what should you do instead? There's an old standby which mankind has used for millennia. It's an all-natural solution, which not only will keep an eye, ear and nose out for intruders, but raise the alarm whenever one comes near. I'm referring, of course, to the dog.

Dogs are the best home alarm system in existence. Any dog, from a Chihuahua to a Great Dane is territorial. They will defend what they consider their territory from all intruders, even if that intruder is huge and they're as small as a... well, as a Chihuahua.

Larger dogs can be trained to do more than just raise the alarm; they can be trained to attack as well. Granted, this is natural for dogs, so it doesn't take a whole lot of training to get them to do it. What does take the training is to get them to attack only when you want them to. That requires the help of a professional trainer.

Dogs are also rather scary. Even tough guys, who wouldn't hesitate a moment to attack another man will quail at being attacked by a dog. Most people naturally realize how hard it is to defend against a dog, so they don't want to tangle with them. They'd much rather tangle with you than with your dog.

Of course, the dog is on duty 24 hours a day, 7 days a week, without vacations or personal days. Even when they're asleep, they're still on duty.

You can count on them to do their job, no matter what. So, even when you're not there to keep an eye on the monitor for your surveillance system, your dog is making sure that your home is safe.

15 - THE WEAKEST POINT IN YOUR HOME AND HOW TO FIX IT

Way back in the intro, I mentioned that the most vulnerable part of your home is the front door. That's the entrance most commonly used by criminals to enter your home. It's also one that can be opened by a single kick from a booted foot. With that being the case, fortifying the front door makes lots of sense.

The reason that the front door is so easy to break into isn't the door itself or the locks; it's the door frame. If you have a metal frame around your door, then you have a much stronger front door than most people do. Most front doors only have a wood frame. That door frame is held in place by a few finishing nails run through the door frame into the wall studs.

I don't care how many deadbolts you put into that door, it's not going to be strong. The deadbolt goes into a small striker plate in the frame, which is held in place by 3/4 inch screws. There's only about 3/4 inch of wood between the deadbolt and the edge of the frame. That little bit of wood is what breaks when the door is kicked in. Adding additional deadbolts won't make it stronger if something isn't done to make the door frame stronger.

Fortunately, it's easy to make a door frame stronger. All you have to do is add a larger strike plate, such as the StrikeMaster II or the Safe Door

Systems Frame Reinforcement Kit. These spread the force of that kick over a much larger area, absorbing it and preventing the door frame from breaking.



Both of these kits come with 3-1/2 inch case hardened screws, which go through the plate, door frame and into the studs behind it. This is done on both the hinge side of the door and the latch side. By putting those longer screws in, the door frame itself can't be kicked out, any more than the deadbolt can be busted through the frame.

The same types of long screws should be added to the hinge side of the door, replacing the screws that hold the hinges to the door frame. Typically, these are 3/4 inch long screws and only go into the frame. By replacing them with longer screws, you can attack the door's hinges to the home's framing. The hinge screws going into the door don't need to be as long, as they don't have to go through a frame to get to the door; rather you can use 1-1/2 inch long screws to replace the 3/4 inch screws that are standard.

This simple fix will stop over a third of the criminals from gaining access to your home. If you have a side or back door, add the same kit to those as well, to stop another quarter of the would-be assailants. While this alone won't make your home burglar-proof, it will deny them two of the most common entrances.

16 - WINDOWS AND DOORS REALLY DON'T MIX

Many entry doors for homes come complete with a decorative window. While this makes it easy to see whoever is knocking on your door, it also makes your home much easier to break into. If a criminal can't kick in your front door, all they have to do is break the glass in the door window and reach through to unlock the door.

The same problem exists if the door has side lights. In fact, the side lights are usually easier to break than the glass in the door, because they are made of thinner glass. That means that instead of being a nice decorative touch to your home, they become a safety hazard, allowing criminals easy access.

The easy solution is to replace the front door with one that doesn't have a window in it and replace the side lights with painted plywood. Unfortunately, that solution doesn't look all that good and is a bit too obviously a ploy to make it hard to break into your home. While doors without windows are common for apartments, they are pretty rare these days on free-standing homes.

Instead of replacing the door and covering up the side lights, you can gain just about as much security by putting bars over the windows. These can be either mounted on the inside of the home or the outside. Either way provides similar protection. One important detail is that the bars be manufactured so that they are close enough together so that an intruder can't stick their hand between the bars to reach the door lock and deadbolt. Otherwise, they could still get the door open.

17 - WHO'S LOOKING THROUGH YOUR PEEPHOLE?

If you don't have a window in your door, then security consultants recommend having a peephole, so that you can see who is standing outside your door, before opening it. That sounds like good advice, except for one minor problem; there are devices which crooks can use to look through your peephole from the outside, giving them a panoramic view of what's inside your door.

While invented for use by law enforcement officers to see who is inside a home before a forced entry; these peephole reversers are available on the open market. For less than \$100, a criminal can buy one, which will allow them to see if you are in your living room or entryway, before coming through your door.

The solution to this problem is to use a covered peephole. This is a low-tech device, which consists of a small cover which slides over the peephole on the inside of the door. When closed, all they're going to see, looking through your peephole, is black. However, you can open it whenever you need to see outside.

18 - YOU CAN MAKE YOUR DOOR EVEN MORE SECURE

While putting in a security door striker and eliminating the possibility of anyone getting through a window in the door will do a lot to secure your front door, there's still more that you can do. The best front door security on the market is to add what is known as a "door club."

There are a couple of different designs of these

available, but they all work essentially the same. The major part of the club attaches to the door, near the bottom. There is also an insert, which needs to be installed into the floor. When you wish to secure the door, the door club is lowered, so that the pin in the club goes into the insert in the floor. Breaking the door open would then require a lot more force than normal.



Even if an intruder managed to break the glass and open the deadbolt, they probably wouldn't see the door club or be able to remove it. That means that unless your door has such big windows that it can be walked through, the door will probably still hold firm.

As you can see in the picture, the sides of the club are curved. This provides a bit of a spring action, in case intruders were to try to use a battering ram to break the door open. While a battering ram will get through pretty much any entry door, it will slow the intruders down, providing you with an opportunity to react to them.

The only problem with the door club is that it isn't an automatic security system. In other words, it won't automatically secure your door for you. Each and every time you want to secure the door, you will need to activate the club. Likewise, once activated, you'll need to remove the club in order to open your door. Nevertheless, it is one of the best possible ways of securing an entry door on a home.

19 - WINDOWS, THE SECOND ENTRY POINT

Windows are the absolute opposite of secure. Being made of glass, it really doesn't take anything to break through them. There are only two things that keep most criminals from breaking windows: a desire to avoid attracting attention and that they can usually find an easier way into a home.

Considering how insecure windows are, it's somewhat surprising that we use them so much. I guess that this is an example of that old saw that "locks only keep honest people honest." People who don't want to get caught accept a closed and locked window as sufficient reason to at least look for another access point if not to find another home to break into.

Of course, most break-ins through windows happen because the windows are left unlocked. Window locks can be difficult to use, especially as the home gets older. This leads to many people not bothering with them, or not checking to make sure that they have locked the windows securely.

Even a locked window is no match for a determined crook. Considering how fragile glass is, all they need is a hammer, crowbar or convenient rock, and they'll be inside the house in no time. Granted, there will be glass all over the floor, but it's not their house; they don't need to clean it up. So if the crook in question is convinced that there are enough valuables in the



home to warrant the risk, they'll break through a window.

There's an old solution to this, which is very common in the Southwest, having come from Mexico. That is to put bars over the windows. While some may think that this makes it seem like you're living in a jail, it really doesn't. On the other hand, window bars make it almost impossible for a criminal to break into your home through a window.

These bars are usually made to order. The readymade ones available in some large home improvement centers are usually made of very thin metal tubing. The custom ones, while more expensive, are much more secure.

Window bars can be installed on the inside or outside of the window, although they need to be designed slightly differently for these two different mounting options. The ones on the inside are actually more secure, as they are harder for a criminal to remove, even if they try using a truck and chain to pull them off.

20 - IF YOU DON'T LIKE WINDOW BARS

A lot of people don't like window bars, thinking that they make the home look like a prison. Of course, a lot of this depends in part on where in the country you live. If you are the only person in your town with window bars over the windows, it might seem a bit strange. On the other hand, if half of your neighbors have them as well, then it would be seen as normal.

There is another option that can be used in place of window bars; that is a window security film. This film, which is more or less invisible, is attached on the inside of the window. If the window receives a blow, the film will keep the glass from flexing to the point of breaking. A window treated with this sort of film can take several strong blows from a hammer, without cracking.

The films that are currently on the market need to be installed by a professional contractor, who has been trained in their installation. Apparently the film loses a lot of its ability to protect your windows if it is not installed properly. To ensure the most possible protection, the companies which manufacture this type of window film insist that it be installed by their trained personnel.

While fairly expensive, window film is much less expensive than installing window bars. It is also visually unobtrusive, so if you have a nice view out a picture window, it won't be ruined by metal bars going across it.

21 - SLIDING PATIO DOORS - A SECURITY NIGHTMARE

Probably the worst invention of all times for home security is the sliding glass patio door. Even so, most homes that have been built in the last 50 years have one of these wonders. They provide a great way to look out into your backyard and see the kids playing; allowing you to keep working in the home, while still keeping an idea on them outside.

If home security wasn't a concern, sliding glass doors would be wonderful. Unfortunately for us, the world in which we live isn't all that safe a place. There are too many two legged predators out there, which we need to protect our homes and families from. Those doors don't help.

The sliding door itself is easy to defeat. Of course, the easiest way to defeat it, like defeating a window, is to break the glass. Once broken, the criminal can walk right through it, as if it wasn't there. Combined with a privacy fence around the backyard, this gives criminals a safe entry point, where they really don't need to worry about being seen by the neighbors.

If a criminal doesn't want to make the noise associated with breaking the glass, all they have to do is pop the sliding glass door off its track. This can easily be done, just by prying up on the bottom of the door, as if you were trying to adjust it on the track. It will raise up enough to come off the track. With some sliding doors, raising it up like this can trip the lock, opening the door.

The conventional wisdom for "securing" a sliding

glass door deals with preventing criminals from lifting the door off its track. There are two things which are commonly discussed; putting screws into the top track, above the door, so that it can't be lifted off the track. This works well, as without lifting the door, you can't remove it. The second bit of wisdom is to put a stick in the track, between the door and the end of the frame. This prevents the door from being slid back, even if the lock can be popped.

There's only one problem with the conventional wisdom; it ignores the fact that it really doesn't take much to break the glass. However, the same solutions that are used for securing windows can be used for securing a sliding glass door; that is, window bars or window security film.

When window bars are made to go over a sliding glass door, they are usually made with a metal bar door over the sliding door portion of the sliding door. In this way, you slide open the glass door and then unlock to "gate door" to swing it open. Some fabricators make sliding doors for this application, but they are not recommended. The sliding door rides on a track, but there are no wheels or bearings used. That makes the gate door hard to open, especially if it rusts.

22 - SECONDARY DOORS, OFTEN FORGOTTEN BY ALL BUT THE CROOKS

Most homes have some sort of a secondary door. If it isn't a sliding glass door, then it's a back door or garage door. It's amazing how many people go to great lengths to secure their front door, while totally forgetting about the back one.

Often, the back door is a cheaper door than the front one. If it is cheaper just because it's a solid door, without windows, that's not a problem. But when it's cheaper in construction, it becomes a weak point in the home's security. Not only are they often cheaper, but they are also often less well maintained. This seems to be especially true in the case of garage doors. So, while a home may have a great front door, all the crook has to do is walk around to the back of the home and they can literally push the back door open.

Fortunately, everything that we've talked about that can be done to secure a front door, can also be used to secure a back door. So, while you're putting that security in place, don't forget to do so for all of your exterior doors. That way, you won't be giving anything away to the bad guys.

23 - WHY BOTHER LOCKING A GATE?

Let me ask you a question; what do you have in your back yard? Most of us have quite a bit there. While lawn mowers and kids toys may not be the most pilferable items around, they can be stolen. Criminals won't limit themselves to just jewelry and big-screen TVs, they'll go for anything which they can sell. I've seen cases where tools, weed eaters and kids electric powered cars were stolen and sold.

That's not the worst though. As I've already mentioned, crooks who gain access to your backyard can use that as a means to gain access to your home. The backyard offers them a degree of privacy for their nefarious activities, which they don't have when they are in front of your home.



Unless you have neighbors who are in the habit of looking out their second-story windows into your backyard, they can do just about anything they want, without being seen.

That alone is sufficient reason to secure your backyard. While you probably can't make it totally secure, to the point where they can't get in, you can make it harder. If it's hard enough to get into your backyard, you've reduced their options. Like anything else you do to make your home more secure; make it hard enough and they'll go away.

A simple latch, located where it can't be reached by putting an arm over the gate is often enough. If you can't put the latch out of reach, then put a lock on the gate, so that they can't open it. You can reduce the "hassle factor" of a lock by hanging a key on a hook inside the door, where you can get it easily.

24 - GARAGE DOORS REALLY AREN'T ALL THAT SECURE

Few people think about the security of their garage. After all, the valuables are in the house, right? Actually, many garages have a lot of valuables in them; valuables that really aren't all that well protected. Besides cars, you can find

boats, motorcycles, four wheelers, bicycles, tools, camping gear and riding lawn mowers in many garages. All of these valuable items are easy to steal and easy to sell.

There are two basic types of garage doors in use today; wood and metal (aluminum). Of the two, aluminum is much more common, due to its long life and low cost. However, an aluminum garage door isn't really all that strong.

When I bought my house, four years ago, the rollers for the garage door were badly worn. This is something that few people pay attention to and even fewer people know how to repair. Those worn rollers made it possible to knock the door off the tracks, just by applying a little pressure. With the door off the tracks, it was easy to crawl under it, gaining access to the garage... and to my tool collection.

The aluminum used to make the garage doors is thin, which makes it very easy to puncture. This makes it very easy for criminals to find out what is inside. All they have to do is make a gash in the door and take a peek with a flashlight.

Strengthening the aluminum skin of the door is fairly easy. All it takes is cutting pieces of thin plywood (1/4 inch thick works fine) and putting it inside of each of the door panels. A little structural adhesive, like Liquid Nails works wonders for holding it in place. The only problem is that the door's springs will have to be tightened, to counterbalance the extra weight you are adding to the door. If you don't know how to do this, you might want to call a garage door contractor to help.

You can strengthen the lock on the door fairly easily if you don't use an automatic garage door opener. Simply put a bike lock or the type of lock used for securing firearms through one of the holes in the track, just above where one of the rollers for the door is located. This will prevent the door from being opened, even if the lock is damaged.

Of course, proper maintenance of the rollers is essential to keep anyone from popping the door off the tracks. The bearings in these rollers are factory lubricated, but the lubrication eventually works its way out of the bearings. When this happens, they begin to wear.

Replacing these rollers is extremely easy. They are mounted into a bracket, which is attached to the door. Simply remove the bracket and angle the old roller to pull it out of the track. Angle the new one to put it in and put it into the bracket. Then, the bracket can be reinstalled. Be sure to only work on one at a time, so that the door doesn't fall while you are working on it.

25 - ARMOR PLATING YOUR HOME ON THE CHEAP

There's little chance that a criminal is going to try and drive their truck through the wall of your home, or even that they will try and shoot through the walls of your home. Most criminals aren't interested in being seen or heard, at least during normal times. However, if something should happen to cause a breakdown in society, then all bets are off.

There are a large number of people talking about the United States being on the brink of a

financial crisis, similar to the one that they had in Argentina. Should that happen and things happen like they did down there, then there will probably be a breakdown of society; specifically a breakdown of law and order.

The Argentines faced some very difficult and dangerous times when their financial crash happened. Mob violence and other criminal activity skyrocketed, as people tried to come to grips with the changing economic and social situation. Many people who had never committed a crime in their lives, turned to crime in an effort to feed their families. They would steal, kidnap and even attack homes that they thought had food in them.

In such a situation, the walls of your home won't provide you with much protection from the bad guys' guns, unless you happen to have cement or stone walls. Brick walls can provide fairly good protection against pistols, but not against rifles. If you have to defend your home in such a situation, you'll need an armored plated home.

Fortunately, the Army developed an inexpensive solution to this problem years ago. The humble sandbag wall can do wonders to protect you and your family, even from bullets fired out of high powered hunting rifles. A sandbag wall is easy to construct and can be made very cheaply.

All you really need to do is have a ready source of sand and a stock of sandbags on hand. Many cities use sand for storm control and to put on icy streets. If you live in an area where flooding is possible, they will usually allow you to take the sand for free, as long as you have your own sandbags. Sometimes, they'll even supply the sandbags (although only a limited number).

The average home's floor can support a one foot thick sandbag wall that is three feet high. This is enough to stop any pistol or rifle bullet, with the exception of .50 caliber sniper and machine gun slugs. Building sandbag walls below your windows gives you excellent protected firing positions to use when you have to protect your home from attack.

3 NAIVE MISTAKES YOU'RE MAKING THAT PUT YOUR FAMILY AT RISK

Do you know why you should never put a tall fence around your house?...

Or what kind of meat you should never eat in a crisis?

Or why you should never hide your stockpile in the basement?...

These are naive mistakes that are unknowingly putting your family at risk.

[Find out here how to urgently correct them right away.](#)





SECURITY INSIDE YOUR HOME

No matter how good a job you do to try and keep criminals out of your home, you might leave a chink somewhere which they can and will exploit. An accidentally unlocked window; a previously undetected flaw in the installation of your back door; even an attic vent can be used by a determined criminal, if he really wants access to your home.

Knowing that a determined criminal will find a way into your home, no matter how well you secure it; you need to be prepared. Part of that preparation is making sure that even if they get into your home, they won't find everything you have of value.

A home offers many places to store valuables. The problem is that most of us don't take advantage of those places, but rather just keep things in the same old place; making the job of the criminal very easy. There are a few exceptions, like big-screen televisions and crystal; but other than that, everything worth stealing is usually in the master bedroom.

We've already talked about how good dogs are for helping protect your home. Dogs make great alarm systems, but they aren't perfect. That's why you may want to consider putting alarms on your doors and windows. You can pay an alarm company big bucks to do this or you can do it yourself. Of course, if you do it yourself, you won't have anyone monitoring it to call the police for

you; but it can work to let you know that someone has entered your home without your permission, giving you time to react.

26 - ONE "INSTANT ALARM" THAT IS DIRT CHEAP TO PUT TOGETHER

If you have dogs, you might think you've got all the alarm system you need. Normally I'd be the first to agree on that, but I've found that my dogs miss the UPS delivery truck (one of their favorite things to bark at) when they're in the backyard. Considering I don't like them doing their business on the carpet, I have to let them out every once in a while.

So, I decided that I needed a supplementary alarm system. While one of those nice professional alarm services which ties into a local monitoring office might be nice, the price tag isn't. I decided that I needed something a little cheaper; something that would work on a local level.

After visiting my local electronics store, I

realized that buying and installing a full-blown alarm system would be a bit expensive. If I was going to put in an alarm, I'd need to come up with something a little bit cheaper. As I was considering this problem, my daughter's cookies burnt in the oven, setting off the smoke alarm. Turning off that annoying thing gave me all the information I needed to come up with an el-cheapo alarm system.

Every smoke alarm I've ever seen has a test switch built-in. That's the doorway we're going to use to turn the smoke alarm into an intruder alarm. All we have to do is find a way to attach that switch to a door or window and we'll have an alarm that goes off every time the door or window is opened.

The other key to this alarm system is a magnetic reed switch. These switches are standard issue for alarm systems. They consist of two pieces, both mounted in plastic housings. One of the pieces has two screws on it, for connecting wires. This one holds the magnetic reed switch. The other piece doesn't have any electrical contacts and holds a magnet. When the two are next to each other, the magnet in the one part acts on the switch in the other part, causing it to actuate.

There are two different types of these switches, "NO" for normally open, and "NC" for normally closed. You need a normally open switch. Be careful about this, as a normally closed one will not do what you want. In fact, the normally closed switch will cause the alarm to sound constantly, except when the door or window is open.

You might also want a small on/off switch as well; you'll want a SPST (single pole, single throw) switch. Make sure that you buy a "miniature" switch, as there isn't much room in the smoke alarm's housing to mount it. This switch will allow you to turn the alarm off, so that you don't have to listen to it when carrying in the groceries or when the kids are running in and out ten times a minute.




You'll also need a soldering iron and some skill in its use. If you have never used a soldering iron before, you might want to get someone to show you how to do it, before trying this project. While they are fairly easy to use, if you don't know what you're doing, all you'll succeed in accomplishing is ruining the alarm.

The basic idea here is to connect the magnetic reed switch in parallel with the test switch. That means to have two switches connected to the alarm's circuit card, either one of which can make the alarm go off as if the test button had been pushed.

To start, take the alarm case apart. These cases are almost always a "clamshell" case, with the front and back halves held together by some plastic snap-in latches. Locate the latches around the edge of the alarm and pop them loose with a screwdriver. Be careful not to break the latches.

Once the latches are loosened and the case will



come apart, you will see the circuit board which is the main part of the alarm. The test button itself will probably still be attached to the front case half, while the working part of the switch will be connected to the board. This will consist of a strip of springy metal, with a contact that is directly on the board or a microswitch. When the button is pushed, the springy contact touches the contact on the board, causing the alarm to go off. Test this, with the battery connected, to ensure that you have found the switch.

The next thing you need to find is room inside the alarm case to mount your on/off switch. It has to be mounted in such a way that the contacts on the switch won't touch anything on the circuit board. When you find a place, drill a hole in the case and mount the switch.

If you flip the circuit card over, you'll notice that there are silver bumps on the back side of it. These are the wires for the components on the front side of the card. They are stuck through holes in the circuit card and soldered to the back side. Locate the leads for the two parts of the test

switch. You will be connecting your magnetic reed switch here.

The trickiest part of making this alarm is that you won't be able to stick the wires through holes in the circuit card. Rather, you're going to have to solder them to the backside of the circuit card, wrapping them around the switch contacts, where they come through. Start by cutting a short piece of insulated wire, stripping both ends and connecting one contact of the test switch to one contact of your on/off switch.

It is easiest to install this alarm if you use double wire, whether a twisted pair or what is known as "zip cord." Zip cord is two wires molded together, forming one single cable. If you think of a cheap six foot extension cord, the wire used on it is zip cord. You can separate the two wires by cutting the thin spot between them. You can also literally rip the wires apart, which will cause them to separate at this same point.

Strip a short section of wire at one end of the zip cord and separate the two conductors (wires). One needs to be soldered to the other test button contact on the back side of the circuit board. The other one needs to be soldered to the other terminal on your on/off switch.

With everything soldered, it's time to test your work. Strip a short section of the insulation off of the other end of the wires. Touch the conductors together and the alarm should go off. If it doesn't check that your on/off switch is in the "on"

position and that the battery is connected. If it still doesn't work, check all your connections.

To finish your alarm, put the circuit board back into the smoke alarm and close up the case. Run the wire to the door or window that you want to set the alarm up for. Mount the magnetic reed switch to the door or window frame and the magnet to the door or window immediately adjacent to it.

Connect the two conductors of the wire to the magnetic reed switch. It doesn't matter which wire connects to which contact on the switch, as it will work either way. Test your installed alarm to be sure that it will work whenever the window or door is opened.

An interesting thing about this design is that you can literally connect an unlimited number of doors and windows to the same alarm. While that won't tell you which one is opened, it will tell you that one has been opened. Your reaction would then be to check all of them, looking for the one that has been breached.

There are two ways of connecting the alarm to multiple entrances. Both require that you have a magnetic reed switch for each door or window. One is to run wires from each switch back to the alarm, connecting them the same way that the first set was. The other is to "daisy chain" the switches, connecting from one to the next. As long as you are using two wires (one zip cord or one twisted pair), and connect the two wires at

each magnetic reed switch, the system will work, regardless of which entrance is opened.


Be sure to check each installation after it is done. You don't want to count on an alarm system that you haven't taken the time to test.

27 - MY FAVORITE PLACES TO HIDE MY GOODIES

I've already mentioned that the master bedroom is the worst place to hide guns and valuables. That's the most common place for people to keep their valuables, especially jewelry and guns. A quick look through closets, dressers and nightstands will usually garner a quick profit for the average break-in artist.

So, if hiding that stuff in the bedroom is out, where should it be hidden? I've found a number of places around the house which work wonders; some of which not only would be good hiding places to protect your valuables from crooks, but also to protect them from government agents.

- » **INSIDE FALSE HEAT REGISTERS**
 - Cut a hole in the wall and put a shelf between two studs. Cover the hole with a heat register, making it look like it is just another outlet.



- » **INSIDE FALSE DUCTWORK** – Your home’s heating and cooling system will probably have ductwork in either the attic or basement. Very few people understand how these systems work, so the addition of some false ductwork, connected to the original, won’t be noticed.
- » **INSIDE FURNITURE** – Most furniture offers a lot of great places to hide things, especially sofas, padded chairs and the box springs of beds. They will all have empty space that can be used. All you need to do is find a way of getting into that empty space.
- » **BEHIND PICTURES AND BOOKSHELVES** – Home walls have 3-1/2 inches of dead space inside of them. You can easily cut a hole in the wall, like I mentioned for the false heat registers. Make a little cubbyhole and hide stuff in it. Cover it with a picture in a frame or a movable bookshelf.
- » **FALSE PLUMBING PIPES** – Just like the false ductwork, you can add false 4 inch drain pipes in your basement. These should look like they are connected to the rest of the system, without fluid being able to flow into them.
- » **BURY IT** – An old standby is to bury it in a hole in the ground. You can make an excellent “safe” for burying things out of 4 inch PVC plumbing pipe. Sealed properly, it is totally moisture proof, even protecting your guns from rusting.

- » **OVER CLOSET DOORS** – It’s amazing how few people think to look up. Put a small shelf or hook on the wall inside the closet, above the closet door. While in plain sight, it would be very rare that anyone would see it there.

Remember, whatever you do, you want to break up your stash and hide things in a variety of places. That way, if one place is discovered, the rest of your goodies may still go undiscovered.

28 - HIDING YOUR CACHE FROM THIEVES, LOOTERS AND GOVERNMENT AGENTS

There’s another important step you should do, in addition to hiding your guns and valuables as I already mentioned. That is to make a decoy. Your decoy should consist of things that won’t hurt too much to lose. If you have guns in the decoy, make them inoperable, or at least make sure that they don’t have ammunition. Any valuables should likewise be not all that valuable.

Your decoy needs to be hidden in a place where it will be relatively easy to find, but not so easy as to raise suspicion. The master bedroom is ideal for this, as everyone expects to find things there. The idea is that when they find the decoy, they’ll think they’ve found what they are looking for and quit.

For your decoy to be effective, it needs to look real. At the same time, you don’t want to lose anything of real value. You’ve got to find the balance between those two positions. One

possibility might be to put a practice gun in your decoy stash, but keep the guns you use hidden better. I have a .22 pistol that is my practice gun, which I am using this way. It wasn't all that expensive, and I only use it for target practice.

29 - THE #1 PLACE YOU SHOULD NEVER HIDE YOUR GUNS

Unless you have a concealed carry license and keep your gun with you at all times, you've probably struggled with where to keep your guns. Most people make grave mistakes about this. They either keep their guns in the glove compartment of their car, their dresser drawer or their nightstand. Those are the worst possible places to keep them.

Let's analyze this for a moment. The reason why you have guns in the first place is to protect your home and family. Okay, so let's say that you have a gun under the pillow on your bed. Some criminal kicks in your door and what do you do? If that gun isn't where you can grab it within about two seconds, you may as well not own it. In fact, if it's not where you can grab it in about two seconds, you're probably not going to own it; the criminal that just kicked in your door is going to.

Guns are only useful when they are on your person. I realize that carrying a gun on your belt when you are at home might seem a bit extreme, but if it isn't there, it's probably out of reach. If you aren't going to carry it, at least hide it someplace where you can get it in a

hurry; not in your bedroom.

Actually, the master bedroom is one of the worst places to hide anything of value, whether it be guns, jewelry, money or food you've stashed for an emergency. Robbers operate under severe time constraints. They want to get into your home and back out again as fast as possible; eight minutes is the longest they will spend. Therefore, they go to the most likely place to find valuables... the master bedroom.

The only place that's worse to hide your gun is in the glove box of your car. There are two reasons for that. The first is that the criminals don't even need to break into your home to get your guns. All they have to do is break into your car. The second problem is that the glove compartment is the first place that police look to find guns. So, if the criminals don't get your guns, the cops might.

If you aren't going to carry it on you, then hide your guns someplace out of sight, but easily accessible. There is a wide variety of furniture and other things on the market, which is made specifically with the idea of being able to hide guns in it. Another great standby is to hollow out a wall behind a picture and hide the guns there. While a determined search will still find them, the quick search that crooks do will overlook such a place.

Remember, you need to be able to access it quickly, so make your hiding place close to where you are most likely to be. If that is your favorite recliner in the family room, then your gun should

be hidden close by. That way, when you need it, you don't have to go far to get it.

30 - THE DARK IS YOUR FRIEND, USE IT

While many break-in artists have taken to practicing their art during the day, when everyone is at work, there are still a fair number of break-ins that happen at night.



Thieves like the dark, because it makes them harder to see and recognize. It also makes it easier for them to hide from the police, should they end up in a chase.

When people hear someone in their home at night, they pretty much all do the same thing; go to investigate. They'll grab their gun, baseball bat or other weapon of choice in one hand and a flashlight in the other. As they make their way through the house, they flash the light around or start turning on lights. This tells the thief where they are, while making them a great target for the thief to attack.

The dark is your friend. You're probably used to wandering around your home in the dark; whether it's to get a cup of water, put out the cat or go to the bathroom. You know where every piece of

furniture is, every corner that someone could hide behind and maybe even where the kids left their toys on the floor when you shoed them off to bed. There's no way that the thief can know their way around your home as well as you do.

There's really no reason to give away that advantage. The thief doesn't know their way around your home like you do. So if you use a light, you're really doing more to help them, than you are to help yourself. Keep it dark, so that they have to stumble around looking. Better yet, put some things on the floor for them to trip over, so that they can give themselves away.

By utilizing the dark as your ally, you can make it much easier to catch them, while avoiding having them try to take some potshots at you. While they may take a few wild shots in the dark if they hear you, all you have to do to prevent that is find a good spot to watch what's going on, and stay still, waiting for them.

Whatever you do, make sure that you stay between your family and whoever broke into your home. Usually, the best place for this is in the entrance to the hallway that leads to the bedrooms. That way, they have to go through you to get to your family and you'll have a good chance of seeing anything that they might be doing. Whatever they might steal isn't as important or as valuable as your family. By blocking access to them, you protect them. Anything else can be replaced.

AS CRAZY AS THIS MAY SOUND, IT'S HAPPENING RIGHT NOW!

ISIS was just given the 'go-ahead' to deploy vicious troops of fanatics in major U.S. cities.
According to senior US intelligence officers, the most hellish weapon ever designed by mankind...
Is now in the hands of our worst enemies...
And it's 1000x more powerful than anything you've seen before..

[>>Watch inside info about coming attack<<](#)

Pentagon officials fear this alarming turn of events could leave Americans powerless in defending themselves.

But survival specialists say:

"Not so fast! People CAN still take cover if they know about this in time".

[>>Watch urgent message from team of scientists & preppers<<](#)



DEFENDING YOUR HOME



The last thing any criminal wants is to get into a shootout with you. In fact, I'd go as far as to say that they are counting on you not defending yourself or your home. We've had so many years of police departments telling us to not confront criminals that break into our homes that most people won't even try to defend themselves, even if they have the ability. That plays right into the criminals' hands.

Many criminals aren't armed with anything more dangerous than a switchblade knife. Even those that carry guns aren't likely to be very good at using them. Their gun is a tool of intimidation; intended to make you so scared that you don't bother trying to protect yourself.

You've probably seen some criminal "gangsta" type in a movie or television show, who is holding a pistol sideways, pointing it in the general direction of their victim. They're not holding it right, they aren't using the sights and they're supposed to be able to hit their target... yeah, right. Anyone trying to shoot that way is depending upon luck more than skill.

Guess what? The criminals watch that as well. To them, the gangsta on the television screen is a hero to be emulated. So, they use the same

ridiculous techniques with their guns; techniques that are likely to make them miss their targets, rather than hit their targets. That doesn't mean that they'll never hit a target, just that if they do it's more by luck than by design.

Don't think that I'm saying that criminals can't hit anyone. Any time there's lead flying, there's a risk of getting hit. Criminals do in fact hit victims on a regular basis. Those criminals might think they're tough and act like they're tough; in reality they are cowards hiding behind guns. They'll shoot to maintain the image of being tough, as well as to intimidate, not really caring who they hit. In reality, they'd rather not hit anyone, because they don't want to go to jail for murder.

I can tell you, as an experienced shooter, that shooting someone with a gun, even at close range,

is much harder than it looks. The natural difficulty in shooting is amplified by the adrenaline rushing through the person's system, reducing their fine motor skills and causing them to move in a quick, jerky manner. Instead of pulling or squeezing the trigger smoothly, they will usually jerk it, ruining their shot.

Never take chances when faced by an armed criminal. While they probably haven't practiced with their guns, they still have them and they know how to pull the trigger. If you find yourself in that situation, make sure that your aim is good and that when you shoot; you hit what you're aiming at.

31 - FIRST MOVE TO GET AN INTRUDER OUT OF YOUR HOME

While the law allows you to defend your home and family in most states, the courts have pretty well defined that as meaning once a criminal actually enters your home. Up until that point, you aren't really allowed to take any active measures against the criminal.

The premise here is that until they actually enter your home, they aren't a threat. Since it can't really be self-defense unless there is an imminent threat of bodily harm against you, this actually makes sense. Unless a criminal is going to shoot at you through the door or wall, which isn't very likely, they aren't an imminent threat until they are in your home.

Okay, so once they do manage to kick in your door or break out a window, what do you do? Those first few seconds are critical and can make all the difference in the world. You either have to

stop them from doing what they are planning on doing, capture them or convince them to leave.

To succeed, the one thing you need to remember is that the last thing criminals want is to attract

attention. Their most important goal is to get away without getting caught. So, anything you can do to attract attention to them is going to make them very nervous; perhaps even nervous enough to run away.

How can you do this? By making a lot of noise. It's human nature to look at a loud noise, just like it is to look at a flash of light or a sudden movement. With that in mind, you want to make the most noise you can, the fastest you can. If you succeed in making a loud enough noise, you might even startle them momentarily, preventing them from taking further action.

This is not unprecedented. Police SWAT teams use flash bang grenades to startle criminals when they make a forced entry. The combination of a loud noise and a bright flash of light is usually enough to stun the criminals for a moment, giving the SWAT officers enough time to get in and take control of the situation without opposition.

You can't buy flash-bang grenades at your local sporting goods store; besides, they tend to scorch the carpet and the furniture. So, with that out of the question, you'll have to find something



else. The noisiest thing I know of that is readily available are the horns that are sold for use at sporting events. I'm sure you know the type I'm talking about. They have a can of compressed air, connected to a plastic horn. Pull the trigger and they make a blast that's loud enough to be heard all across the stadium.

That's loud enough to attract a lot of attention, as well as make the perpetrator stop to wonder what is going on. You don't even need to be strong or in good health to use it. Children, adults, elderly and the infirm can all use it with equal results.

If you can't get your hands on one of those horns, than anything that makes a lot of noise will be good, although not as good. Whistles, firecrackers, cymbals and blaring stereo systems can all produce a lot of noise, although not as much as that horn can. Whatever you use, you want it to be as loud as possible and you want to make it go off right as they are breaking into your home. That increases the chance of someone looking and seeing what they are doing.

32 - MY FAVORITE TACTIC TO SAVE AMMO AND POTENTIALLY SAVE YOUR LIFE

Okay, so maybe the loud noise trick doesn't always work. Nothing is going to work all the time. There are times when you're going to need to take much more direct action; confronting the criminals directly.

Most of us hope that time will never happen. I can understand that. After all, who wants to be stuck having a shoot-out in their own home?

Nevertheless, the decision is often in other people's hands. Our only decision is whether we are going to run, be a victim or defend our home and family.

If your decision, like mine, is to defend home and family, then you need to be ready to do so. That means having firearms and becoming proficient in using them. But becoming proficient means more than just learning how to shot. It means knowing how to maneuver in your home, how to know when to shoot and how to shoot while moving.

There's one other element in this equation that is of supreme importance. That is to make the decision that you will shoot to kill, if necessary. You really can't wait until the time comes to make that decision. If you do, then you're the one who will end up dead. While you are making the decision, the criminal will kill you. He's already made that decision and he won't hesitate.

With that decision made, the best way to deal with an armed intruder is with all the violence and aggressiveness you can muster. Notice I say "armed intruder" there. You really don't have a legal leg to stand on, if you kill an unarmed intruder. So the first thing to do is make sure that he's armed. It doesn't have to be a gun either. It is commonly understood that within 21 feet a knife is just as deadly as a gun.

Don't try and negotiate with the criminal; don't try and talk him out of what he's doing and don't try and arrest him. If he's broken into your home with a weapon at hand, it's already too late for any of that. It's fight or flight time, those are the only options available.



If you find yourself caught in that situation, then you had better be ready. That means ready to be as violent as you can. Grab your gun, get a good sight picture and start shooting. The faster you can put them down, the less chance you'll end up getting shot. Remember, the only rule in a gunfight is to win!

With that in mind, anyone that is worth shooting is worth shooting more than once. Real life isn't like the movies. One shot may not put him down. Recently, a police officer put 19 rounds into a criminal and he still kept on coming. When people are pumped up on drugs or adrenalin, all bets are off; you don't know what they are capable of doing. Keep shooting until they are down, and then check to make sure that they can't still shoot you.

When push comes to shove, the only thing that matters is winning. Take the time to make your shots count. Shooting fast is great, but I can tell you from personal experience that shooting accurately counts for a whole lot more than shooting fast. Ten shots into the wall behind your

assailant isn't going to help you at all.

At the same time, you want to make it as hard for them to hit you as possible. That means moving while you are shooting. This is a skill that few people have. In order to be able to shoot while moving, you need to practice. The really great thing about that, is that if you learn how to do it, you have a huge advantage over the bag guy. He probably doesn't practice at all, preferring to intimidate and if he does practice, it's not while moving.

Another thing that can help you is to use cover as much as possible. Cover is anything that you can get behind, which is likely to stop the bullet from hitting you. Contrary to the movies, upended tables and sofas don't do this. Pretty much any gun can shoot through a sofa, table or wall, as if it wasn't even there. About all those can do is to give you concealment. For cover you need something metal or brick.

While moving and getting under cover will help prevent you from getting shot, the best thing to keep you from getting shot is to make sure that your assailant can't shoot you. It all comes down to that. Get them first, and they can't get you.

33 - THE BEST "DESPERATE FIGHT" MOVE YOU CAN FIND

I'm a firm believer in using firearms to defend home and family. But there are times when you might not have a firearm available to you. Even though I have a concealed carry permit and carry all day long, even at home, there are times when I am unarmed. After all, some activities, like taking a shower, really aren't intended to be done with a gun strapped to your side.

If there's anything I've learned in life it's that bad things happen at the most inopportune times. In other words, if my home ever gets broken into, Murphy's Law states that it will happen at one of those times when I don't have a gun on me; probably when I'm naked in the shower.

You can train all you want with a gun, but if you don't have that gun with you, then it doesn't do you any good. Does that mean you just give up? Do you forget about defending yourself just because you're wet and naked? Do you let criminals do whatever they want, just because you're unprepared? I hope not.

The trick is to know how to handle those circumstances. There are three important principles to remember here:

- Criminals don't want to get into a fight if they can avoid it
- Anything can be used as a weapon
- The more violent your attack, the more fear you put in their hearts

I don't care if you're 98 pound soaking wet, if you strike with enough violence, you're going to seem like you're seven feet tall, weighing 250 pounds of all muscle and be a martial arts expert. That's the trick to winning the fight; strike quickly and violently, scaring the crap out of them so that they can't fight back effectively.

You need to make the most possible impact, for the least possible expenditure of energy. That means that you want to hit them in places that will do the most good. What are those places? The eyes, nose, throat, groin, side of the knee and

instep. A hard hit to any of those places will have the most possible effect.

Self-defense and martial arts experts will tell you that there are lots of ways to hit an assailant, but in reality there are two basic ways to hit; a swinging blow or a jabbing blow. In most cases, you will want to use a jabbing blow with whatever makeshift weapon you pick up, simply because you can put the most force into the blow that way. Put your weight behind it and make it hurt; don't hold back at all.

Don't depend upon only one hit to disable or put fear into the heart of your assailant either. Keep at it, making each blow count. While you want to be violent, you want to be intelligent as well. If you just flail wildly at them, you're probably not going to do any good. Take enough time to think through each blow, aiming for one of the tender areas I mentioned. Just don't take any more time than absolutely necessary.

34 - TWO WEAPONS THAT CAN SEND ROBBERS RUNNING AT THE VERY SOUND

You're probably thinking that I'm talking about a shotgun here, but I'm not. While I'll have to say that the sound of racking a round into a shotgun's chamber is a pretty scary sound; one that is likely to send crooks running, I don't recommend using it that way.

You see, if you have a shotgun for a home defense weapon, it should be loaded and ready to use, with a round in the chamber. Racking a round into the chamber will either waste the

round that was in the chamber, or it means that you left your home defense gun without a round chambered. Not a smart move. It should be loaded and ready to go, albeit with the safety on.



No, the first weapon I'm referring to is a stun gun, commonly referred to as a taser. You push the button on it and it will make a nice crackling sound which everyone recognizes and that can be heard from a fair distance. That's enough to give anyone who is thinking of attacking someone good reason to pause. Nobody wants to be hit by that taser and there's a good chance they'll decide it's a good time to leave.

The other item I'm thinking of is an actual sonic weapon. There are several companies making these on the market. They are totally harmless, but have an amazing effect. Essentially, the weapon make a sound at a frequency to cause discomfort in the individual. Depending upon the particular weapon, this could be nausea, a need to urinate or even fear.

While not the type of weapon you see all the time, these are highly effective. They are used by stores and police to break up crowds and get disruptive youth to move on to some other location. Used in your home, they could give a potential criminal ample reason to decide to move on, especially when used in conjunction with a gun in your hand.

35 - THE EASIEST TACTIC FOR DEFENDING YOURSELF, EVEN IF YOU'RE OVER 60

I've mentioned firearms before and I want to go back to them again. Firearms are the weapons of choice for defending yourself, mostly because they are relatively easy to use compared to other options. While you can't just pick up a gun the first time and expect to be able to shoot like Doc Holliday with an attitude (like most criminals think), you can learn to use one effectively fairly easily.



The thing is, any attacker is likely to be armed with a gun. Oh, there might be a few out there who use a knife; but the majority will come at you with a gun. So, anything less than a gun puts you at a distinct disadvantage. With that in mind, the big question is what kind of a gun should you have?

If you already have guns, I'm not trying to change your mind here. Whatever you have is probably just what you need. I'm writing this section more for people who have never shot a gun before. They're the ones who need some advice.

Okay, so what should you use? I'd recommend buying a semi-automatic pistol in .380 caliber. That's big enough to cause some damage, while still being small enough a caliber to be easy to handle. Anything smaller really isn't effective, mostly because the bullet is so small. Anything larger will be harder to shoot. The .380 caliber is very easy to shoot, especially for first-time shooters.

Part of what makes the .380 easy to shoot is that

it doesn't have a lot of recoil. Let me tell you a secret here. The amount of recoil a gun has is a combination of the amount of gunpowder in the cartridges and the weight of the gun. In order to have low recoil, you want a fairly good sized gun. Avoid buying a compact gun; as the recoil on a compact gun will be much higher than a full-sized gun of the same caliber from the same manufacturer.

The other thing that makes the .380 easy to shoot is that the slide doesn't require a lot of strength to cycle, what shooters commonly call "racking the slide" (moving it back and forth). This is an essential part of loading the gun, as it is the action of racking the slide that causes a round from the magazine to enter the chamber of the gun.

If you are elderly, a woman or have health problems, then the amount of force required to rack the slide should be a concern for you. You don't want to have to wrestle with the gun in order to load it. You want something that will be easy for you to load, so that you can do it quickly and easily when you need to. The .380 caliber does this.

I would also recommend buying "self defense ammo" for the gun. This is ammunition which uses standard hollow point bullets. When the hollow point bullet hits a target it mushrooms, making the bullet have a bigger diameter. That increases the size of the hole it makes, causing more damage and making the assailant bleed out faster.

This is important, because unlike the movies, getting shot by a gun doesn't usually cause someone to fall down. Unless they are hit somewhere vital or by a very large bullet, they will probably remain standing. In that case, what you need is for them to lose enough blood to make them weak; hence the larger hole.

36 - THE IMPORTANCE OF FIREARM TRAINING

Just having a gun in your home isn't enough. While over 70 percent of criminals will turn tail and run when faced by a law abiding citizen holding a gun, there are still some who will choose to fight it out. It doesn't matter what their reason is, these people can be dangerous. The fact that they are holding a gun is enough to make them that way.

If you are going to use a gun to defend your home, then you need to know how to use it well. The only guns which can hit perfectly every time, without using proper technique or even knowing how to shoot are owned by Hollywood. Unfortunately for you and me, they don't share those with us. As homeowners protecting home and family, we have to know how to use standard guns, not the magic ones of Hollywood.

While the mechanics of shooting a gun aren't all that hard, the ability to shoot it well requires a lot of practice. There are several different elements of shooting; each of which must be paid attention to when you have to do it for real. Without a lot of practice, you'll never get a shot off or if you do, you'll merely hit the wall.

Firearms training always starts with target shooting. This gives you the opportunity to learn how to use the gun, incorporating all the elements of firing into making a good shot. Many people stop there, thinking that being able to shoot the gun is enough; but it isn't. Once you know how to shoot it, you have to learn how to shoot it in a tactical situation; a situation more like what you can expect to encounter if someone breaks into your home. This has to include:

- Shooting at multiple assailants
- Shooting at multiple distances
- Shooting at moving targets
- Shooting while moving
- Shooting in a low light situation

Any or all of these elements may be present when you have to do it for real. That's why you have to practice with them. If you don't take the time to practice, then when someone breaks into your home, you're going to be standing there with a gun, punching holes in the wall.

37 - IF YOU'RE STUCK FIGHTING WITH A KNIFE

Effective knife fighting is complicated and requires a lot of practice in order to be effective. Most true knife fighters have spent years learning how to fight, as well as to develop the reactions that allow them to fight effectively with a knife. You probably don't have that time or the interest in learning how to become an expert knife fighter. Besides, knife fighting really isn't all that effective.



That's not to say that knives are totally useless. If someone attacks you with a knife and you don't have a gun, I hope that you have a knife at hand. True fighting knives are more effective for fighting with, simply because they have a double edged blade. However, you can defend yourself effectively with any good-sized kitchen knife.

When most people think of knife fighting, they imagine two people circling each other, looking for a chance to stab their opponent's body. For

most people, the focus is all about stabbing the body. That's actually much harder to do than most people realize, simply because you have to get past their knife to get to their body. While you are trying to get past their knife, they are trying to stab you.

Fortunately, most criminals aren't any more expert in using a knife than you or I are. They are hoping to intimidate you with their knife, so that they can get what they want and get away. That doesn't mean that they can't cut you, but they probably won't be doing anything fancy.

Here's a great secret for winning any knife fight. Remember, for your purposes, winning means that the bad guy gives up and runs away; not that you manage to put him down permanently. If he goes down, that's fine, but all you really need is for him to give up. To do that, don't fight his body, fight his knife arm. In other words, don't try and stab him in the body, just try and cut the arm or hand that is holding the knife.

There are several advantages to this strategy. First of all, he's not expecting it, so it will be easier for you to do. Secondly, he has to expose that arm, so you have a ready target. Thirdly, he's going to have a hard time cutting or stabbing you, if his arm is hurting from a cut or two that you've put on him. Finally, there's a real psychological advantage in getting first blood.

Another thing you should do, along with grabbing a knife, is to grab a pillow off the sofa or bed. Hold the pillow in your other hand, so that you can use it as a shield. If he tries to stab you, that gives you something to put in the way of his knife or to bat his knife away with. So what if he cuts up your pillow, at least he's not cutting your body.

- DID YOU KNOW THAT -
YOU CAN PICK UP A "UNIVERSAL"
CONCEALED CARRY PERMIT IN
UNDER 5 MINUTES WITHOUT EVER
GOING TO A GUN RANGE?



It's true, as long as you live in one of THESE States.

[CLICK HERE TO SEE IF YOU QUALIFY.](#)

You read that right, I want to show you how you can pick up your CCL without ever having to fire a single shot at a range.

Depending on where you live, it can take weeks to register for a concealed carry class.

[OR YOU CAN SKIP ALL OF THAT AND SNAG YOUR CCL NOW.](#)

Then you'll need to go and spend an entire weekend sitting in some plastic, unpadded chair, listening to all the boring jibber jabber that you already know.

PLUS, you'll have to go to the range and "prove" to the instructor that you

can shoot a target from a few different distances...

Even if you've been shooting all of your life...

At least that's how it USED to be...

[CLICK HERE TO SKIP THE LINE AND GET YOUR CCL TODAY.](#)

But hurry, I don't know how long this offer will be available...

If you want to avoid the lines, avoid the classes, and LEGALLY carry concealed right now:

[CLICK HERE NOW](#)

REMEMBER, WE'RE ALL IN THIS TOGETHER!

PROTECTING YOURSELF FROM IDENTITY THEFT



Identity theft has become the crime of the 21st century. Rather than have to break into your home to steal whatever they can, criminals can sit at the comfort of their computer and rob you blind; often in other countries, where they don't have to worry about American law enforcement officers catching up with them.

While identity theft can take on a variety of different forms, such as buying things on your credit cards and transferring money directly from your bank account, it has one thing in common; the thief has to pretend that they are you to accomplish it. That means that the thief needs your personal information to work with.

Keep in mind that you aren't picked out as a target of identity theft because you have a big house or a lot of money in your account. The only reason you might be picketed as a target is because the thieves are able to find enough information about you to be able to accomplish their goal. At the same time that a thief is digging up information about you, they are working on a bunch of other potential victims as well. Ultimately, the decision of who to rob from boils down to who they can get enough information about.

In a sense, an identity thief is much like a private investigator, trying to find out everything they can about you. Of course, a true P.I. isn't going to use that information to steal from you like a thief will. The thing that sets identity thieves apart from other investigators is how they use the information.

Often, we are our own worst enemies in this battle. We are the ones who give that information over to the hands of these criminals, allowing them to perform crimes against us. So the key to preventing identity theft is nothing more than denying the thieves the necessary information to be able to take action. If we can do that, we win the battle.

If identity theft is all about information, then the major question we need to concern ourselves with is where are they getting the information from? If we can figure that out, then we can put a

stop to giving over information that can be used against us.

38 - HACKING INTO YOUR ACCOUNTS

One of the biggest tools of the identity theft is hacking into your e-mail, purchase accounts and bank accounts. This is not as hard as most of us think and is one area in which most people play right into the thieves hands.

There are two things that a thief needs in order to hack into an account. Those are the account name or login I.D. and the password. Most of us use login IDs and passwords which are easy to guess. Worse than that, we use the same ones over and over, on all our accounts. So, if a thief is able to find out what they are, all they have to do is to keep trying it in different places, in order to hack into our accounts and either buy things in our name or steal from us.

Most people's login ID refers to their name somehow. It might simply be their name, or their name followed by the year of their birth. Often, the login ID is the first piece of information that the thief has to work with; finding it via a number of different means.

One of the most common means of finding a login ID is by trial and error. They start with information that they have about a potential victim and try to use it. This information could be obtained via social media, through mail that has been thrown away, via a response to an online inquiry or by hacking into a company's sales computer and getting information about many different people's accounts.



Using a login ID that is more complicated won't guarantee that it can't be hacked, but it will make it harder for a thief to guess it easily. You can make it more complicated by using information from a combination of sources, such as a hobby, your work, where you went to school and the year you graduated. While an ID of this type can still be figured out, it is much harder.

39 - PASSWORDS

Many people literally give themselves away by choosing a poor password. The number one password in use for every one of the last 20 years has been "password." It doesn't take a genius to figure that one out. In many cases, all the hacker has to do is to try the most common passwords with every account name that they have, and reap the benefits of the "hits" that they get.

The 25 most common passwords in use today are:

1. password
2. 123456
3. 12345678
4. abc123
5. qwerty
6. monkey

7. letmein
8. dragon
9. 111111
10. baseball
11. iloveyou
12. trustno1
13. 1234567
14. Sunshine
15. Master
16. 123123
17. welcome
18. shadow
19. ashley
20. football
21. jesus
22. michael
23. ninja
24. mustang
25. password1

This list isn't any secret. It can be found all over the Internet. So you can be sure that anyone who is in the identity theft business knows it. With that in mind, if you are using any of those passwords, you are giving hackers the key to get into your accounts and steal from you.

The other common thing that many people use

for passwords is personal information, like their spouse's name, the name of a pet or the name of a child. This is almost as bad, as this information is all available on their social media accounts. While not as easy to break through as the top 25 list, it won't take long for a thief to figure out.

Security experts recommend forming a strong password that is a combination of elements. This makes it hard to break without long and complicated work. Like anything else we do to thwart the activity of thieves, the harder we can make it for them, the better. A good password needs:

- To be at least 8 characters long
- To use a combination of letters, numbers and symbols
- To use a combination of upper and lower case letters
- To not use any easily recognizable word in any language, especially English

Even the best password can be a problem if you use it all over the place. Many people make the mistake of using the same password for all their accounts. Then, if a hacker happens to find their password, they know how to get into all that person's accounts.

40 - WHAT INFORMATION ARE YOU THROWING AWAY?

Besides sifting through your online information, another great source of information for identity thieves is your garbage. These people are highly organized and work in teams. While some are online seeking out information, others pick

through garbage looking for it.


You'd be amazed how much information you can end up throwing away in the garbage, especially around tax time. When people throw away their old records, they often contain valuable personal information, such as their address, account numbers bank statements, old bills, old credit card statements and the holy grail of the identity theft community: social security numbers. This information gives them a great start on building a profile about their potential targets.

Any paperwork more serious than a child's coloring page or an advertisement should be shredded before being thrown away. Even small bits of personal information can give these thieves clues that they can use to break into your accounts. If they happen on something that contains your social security number, they can rebuild your entire life, taking it over for their nefarious purposes.

41 - WATCH OUT FOR YOUR E-MAIL

Another source that is commonly used to trick you into giving away information is e-mail. There are several different scams used, but the most common is to send you an official looking e-mail from your bank, PayPal, eBay or even the IRS, seeking to "verify information" about you. These are very well crafted documents, which look like the real thing. The only thing is, they aren't.

The key to recognizing these documents for what



they are is to look at the e-mail address that they originated from. While they might include elements of the name of the originating company, they won't be the URL of the originating company. In other words, instead of saying: customer_service@ebay.com, they would say something like: customer_service@ebay.africa.com. The key to look for is what is located just before the ".com" as this will identify the true source of the e-mail.

The problem for those who are using e-mail to get you to give up your information is that they can't use the actual e-mail address of the company they are pretending to be. If they did, the e-mail with your answers would go back to that company, instead of to them. Therefore, they have to use a fake e-mail address, even though they try and disguise it to look like it is the correct one.

Another thing to keep in mind is that most legitimate companies won't ask you to provide any important information via e-mail. These companies know how identity thieves work and want to protect their customers. Therefore, if they need your information, they will ask you to sign on to your account and provide it.

Watch out for this as well, as the embedded links in e-mails, supposedly provided for your convenience, can be just as dangerous as those fake e-mails. They can be harder to spot as well, because they are often much longer URLs than a simple PayPal.com. Once again, find what is right before the ".com" and verify that it is the company you think it is. Anyone else will have something else there, besides the actual name of the website, even if they have the name of the

website included somewhere in the URL.

42 - KEEP TRACK OF YOUR ACCOUNTS

One of the simplest ways of protecting your bank accounts from identity theft is to check them every couple of days. All banks today have websites, which allow you access to what is essentially a live ledger for each of your accounts. It will list all of your deposits, withdraws (whether by check or debit card) and the current balance. By reviewing it, you can find if anyone has charged anything to your account or transferred money from your account, without your knowledge.

If you do encounter any suspicious activity on your account, you should immediately contact the bookkeeping department of your bank and let them know what activity you have found. You can dispute this activity, which may allow you to recover the funds, once the bank investigates. If you suspect that illegal activity has taken place to steal money from your account, you should also file a police report.

Before contacting the bank, it is important to be sure that the suspect activity is worthy of investigation. Check with other family members who have access to the account, ensuring that they didn't make a purchase or transfer that you weren't aware of. The bank will probably deactivate your debit cards, which means that you will be without access to your account, except by check, until new cards are issued.

I have personally encountered cases where money was transferred out of my checking account and where purchases were made on my

account, which I had not authorized. By finding the activity quickly and contacting my bank, I was able to put a hold on the activity, blocking the thieves work. This made it possible for the bank to return my money to me and I suffered no loss.

43 - COMMUNICATIONS SECURITY AND YOUR ONLINE SECURITY

Another common trick for those who practice identity theft is to pick your secure information right out of the air. Whenever you



connect to the Internet through WiFi, you are broadcasting a radio transmission between your computer and the WiFi hub. Anyone with the right equipment connected to their computer can pick up your transmission and read it. In most cases, that information isn't even encrypted.

If you access your bank accounts, e-mail accounts or make purchases with a credit card online, that information can all be seen by anyone who is watching you. They can easily pull your credit card information, passwords and login IDs from your computer's transmission and use that to access your accounts on their own; stealing your money or buying things in your name.

The solution to this is to avoid using WiFi for anything more serious than surfing the Web. Never access critical accounts on a public WiFi network, as you can't be sure who is "listening in" on your transactions.

There is one way in which you can access this type of information over a public WiFi network, without any risk. That is to contract for a secure service that allows you to transmit and receive information through a secure proxy server. These systems are called “virtual private networks” (VPNs). The information going out from your computer and returning to it will then be encrypted, making it virtually impossible for hackers to access it.

44 - MAKE USE OF FRAUD ALERT TO PROTECT YOUR CREDIT SCORE

Besides stealing money directly from your bank account or buying something using your credit cards, another way that identity thieves work is to impersonate you in order to obtain credit in your name, so that they can buy things with that credit. They get what they want and as far as the companies that they bought it from and the credit reporting agencies are concerned, you didn't pay the debt.



The three major credit reporting agencies can't do much to stop this, as everything that is presented to them looks hunky-dory. However, those fraudulent transactions, in your name, can destroy your credit rating. This could be disastrous if you ever decide to buy a home.

You are entitled to receive free credit reports from all three of the major credit reporting agencies (Equifax, Experian and TransUnion) once per year, if you so request. You are also entitled to receive one if you are turned down for credit in any way. This report gives you the opportunity to see if there has been any credit activity in your name, which you have not authorized.


Another free service that is offered by these three companies is called a Fraud Alert. This is a flag on your credit information, letting the company know that you want to be informed, any time information about your credit is requested. This is only done if you request it and you must renew your request every 90 days to keep the alert active.

If you don't fill out a credit application, but receive a report from a credit agency that you have, it means that someone else is trying to use your credit rating in order for them to buy something on credit. This most likely means that someone is trying to initiate identity theft against you.

If you have been the victim of identity theft, you can request a “7 Year Victim Statement.” This is essentially the same service, with the exception that it stays in place for seven years. That provides you a longer-term window into your credit information, protecting you longer from any potential identity theft.

The three credit reporting agencies work together on this, so if you make your request for Fraud Alert or fill out a 7 Year Victim Statement with one company, they will ensure that the information is passed on to the other two, so that you are receiving the same coverage from all three credit agencies.

PROTECTING YOURSELF PERSONALLY



Criminals don't just break into homes to steal from people; they do so in public places as well. Purse snatchers, pickpockets and armed robbers roam the streets, looking for victims that they can enrich themselves off of. These classes of criminals try to balance their need for a public place where there are many potential victims to choose from, against a need for a private place where they won't be seen.

A key thing to understand is that these robbers are very selective of the people that they rob. Not only are they looking for someone who will have something worth robbing, but they also want to make sure that they approach someone who is not going to give them a problem; someone who they can rob from and get away to rob another day.

This immediately takes a few categories of people out of the equation. Like all criminals, these too want to get away without any problems. Therefore, they will skip over many potential criminals who look like they might be well heeled, in order to select one that it doesn't look like much of a security risk.

45 - CRIMINALS LIKE VICTIMS WHO ARE UNAWARE

Most people walk down the street, not seeing what is going on around them. Most people

walk down the street without noticing what is happening. They could no more describe the person they just passed, than they could tell you what that person had in their pocket.

While there's no reason for us to expect them to know what is in the other person's pocket, it is reasonable to expect people to be able to describe the people that we see around us. If we are living in condition yellow, like I talked about back in the introduction, we'll have a pretty good idea of what's going on around us; even to the point of being able to describe the people that we encounter.

The advantage to the criminals of attacking people like this is obvious; they are unlikely to be able to report much about their attackers to the authorities. This increases the chance of the criminals getting away with their crimes, with little chance of repercussions.

The best defense against any criminal in a public situation is being aware of what is going on around you. The term for this is “keeping your head on a swivel.” If criminals of any sort see you looking around all the time, specifically looking at the people around you, they will probably leave you alone. The risk to them that you will remember them is too great.

While being an active defense measure, keeping your head on a swivel is the easiest defensive measure to employ; one which doesn't require any self-defense classes, has literally no chance of causing you harm and essentially eliminates the possibility of any sort of confrontation. From a self-defense point of view, it is actually much better than having a black belt or being an expert shot.

46 - PROTECT YOURSELF FROM PICKPOCKETS

The above mentioned measure of keeping your head on a swivel is one of the best possible methods of protecting yourself from pickpockets. Like any other type of criminal, pickpockets try to operate without being seen. They studiously ignore those who are studying them.

Pickpockets usually work in pairs, often a man and a woman working together. One partner (usually the woman) distracts the intended victim, while the other does the actual theft. There are many ways in which they go about this; one of which is to have their intended victim collide with the distraction, so that both of them fall to the ground. The pockets are picked while helping

the person back to their feet, when contact with them would be normal. Another is to stage a fight. While two are fighting and everyone is watching, their teammates will be busy picking pockets.

There are a number of strategies you can use to protect yourself from pickpockets:

- Never carry your wallet or any other valuables in your backpack. That makes it extremely easy for the pickpocket to take them, without you feeling a thing.
- Carry your wallet in your front pocket, not your hip pocket. It's much harder to get something out of a front pocket without it being noticed.
- Putting a couple of rubber bands around your wallet makes it harder to get out of your pocket.
- If you are carrying a purse, use a shoulder bag, with the strap diagonally across your body. Carry it with the flap of the bag towards your body, so that it can't be opened as easily.
- Use purses with thick straps, rather than thin ones. These are harder to cut and steal.
- Don't carry all your money and credit cards together. Keep some separate in case you are the victim of a pickpocket. You'll at least still have something.



- Wear a jacket to cover up your pockets. This also gives you a good place to hide things, in the inside pockets.
- A backpack can also be worn on the front, making it almost impossible for anyone to steal something in it, without giving themselves away.
- Keep your valuables inside your clothing by using a money belt or other pouch that is hidden under your clothing.

More than anything, you want to avoid being predictable. You can throw off a pickpocket just by making sure that your valuables aren't where they expect them to be. Keep all valuables in physical contact with your body at all times, so that they can't be removed from you without you noticing them. The space between your arm and your body is excellent for this, as you have contact with both sides of the object.

47 - WHEN YOU ARE CONFRONTED BY A ROBBER

There may be times when you are directly confronted by a robber, regardless of how observant you are. Not all criminals are smart enough to avoid being seen and some don't care, as they customarily wear masks or otherwise make identification difficult.

A robber will always be armed in some way. They will either stick a knife in your face or a gun. Which they use depends upon where you are and what the criminal has available to them. Customs vary from place to place, even in the criminal

community. Regardless of what weapon they have, the purpose of that weapon is to intimidate you and make you do what they want.

Your best opportunity to counterattack is when they first approach you. They will be expecting you to submit to the "authority" they create by attacking you with a weapon. If you are sufficiently trained to act instantly, you have a momentary advantage, as they won't be expecting it. It doesn't matter if you are a martial arts expert or you're carrying a gun, the element of surprise will be on your side. Don't try this however, unless you have trained for it. They will react, and might hurt you.

The laws about what is permissible as self-defense vary from place to place. More than that, the judicial culture varies as well. Some states may legally permit killing in self-defense in the law, but have courts treat those who do so as criminals. It's important to know how the courts in your area treat this. You can find that from the way other cases are treated.

Regardless of the judicial culture in your state, it is only self-defense if you are in imminent danger. That means that you have a criminal facing you with a weapon in their hand. Once they turn away to leave, you are no longer in danger. Shooting them at that point in time will be looked at as murder or at least manslaughter.

There are several things you can do to put the criminal off their guard. The first is to act frightened. They are expecting you to be

frightened, so if you are, you are meeting their preconceived notions. They will not question it, because they are expecting it. They will probably relax a little, thinking that they have won. You can also act as if you are going along with what they are telling you to do. If they tell you to give them your wallet, reach for your wallet. If you are carrying concealed, this will give you the opportunity to get your hand to your gun, without them suspecting anything. A quick draw and fire from the hip, and you've won the confrontation.

Whatever action you take, you need to realize that you only have one opportunity; don't waste it. If it doesn't look like you'll be able to draw your gun and fire before they can shoot you or stab you, then go along with them. Wait for your opportunity. If that opportunity never presents itself and you are robbed, at least you are still alive. Nothing you are carrying is worth your life.

48 - SHOULD YOU GET YOUR CONCEALED CARRY PERMIT?

Holders of concealed carry permits are on the rise. Ever since states started switching over to "shall issue," meaning that they



will issue the permit if there is no reason to deny it, more and more people have been getting their concealed carry permit. This gives honest law-abiding citizens the necessary tools to protect themselves from armed thugs and criminals.

There is still a huge controversy about weapons ownership and laws in the United States. This fight is far from over and will probably outlast anyone reading this book. The statistics are clear though, armed citizens reduce crime. It doesn't matter if we're talking about simply burglary or mass shootings, having guns in the hands of law abiding citizens is both a deterrent against criminals and a protection for society at large.

Having a concealed carry permit doesn't give you any more right to shoot than anyone else has. The only true advantage it gives you is the legal right to carry a loaded firearm concealed on your person. Of course, that gives you a huge advantage over the rest of the people, who don't have a gun on their person. Having a gun gives you the ability to fight back.

There are many views about carrying concealed, even amongst those who do. The premise is that you are carrying concealed for self-defense. While that is valid, in and of itself, it raises the question of what you will do if someone else is attacked? Would you, as a law-abiding armed citizen, run to their rescue or would you allow the criminal to have their way, as it doesn't affect you?

This is a difficult question to answer and in reality one that doesn't have just one answer. Laws vary from state to state about what you are permitted to do. However, that isn't the biggest issue. The big issue is whether you are able to help the situation or not. If you see one person shooting at another, how do you know for sure who is the guilty party? It could be that the shooter is

doing so in self-defense, even though it looks like they are the aggressor. You must be sure of the situation, before you draw your gun.

With that said, I personally believe that carrying a gun implies the responsibility of protecting society in general. I would use my gun to protect others, but I would be sure of the situation before I acted. To me, this isn't a gun issue, it's a citizenship issue. As a responsible citizen, I have a responsibility towards my fellow citizens.

49 - DEALING WITH RAPISTS

Rapists are different than robbers. Their intent isn't to get something and get away, as rape is a violent crime. More than the sexual gratification, the rapist is looking for the power they have over their victim. With that being the case, they feed off of their victim's fear. So it's good to give them

lots of fear to feed off of.

I strongly believe in women having concealed carry permits so that they can protect themselves from rapists. There have been a number of things said about what women should do, but when it all boils down to it, women need an equalizer when confronted by a male attacker. Guns do that very well.

Without a gun, a woman's options in a rape situation are very limited. The best she can do is to hope for an opportunity to run away, preferably when the rapist has his pants down around his ankles. That will at least slow him down a bit, giving the woman a momentary advantage. If she is able to run towards a crowd of people, she might be able to find someone who can help her.



FREE SURVIVAL GEAR OFFERS

Get This Amazing **InstaBlade** 100% FREE!
It's The Coolest Knife You've Ever Seen

[Get it here FREE >>](#)



Get This Amazing **HyBeam** 100% FREE!
It's The Best Tactical Flashlight You Will Ever Own!

[Get it here FREE >>](#)

Get This **EDT Mini Multi Tool** 100% FREE!
It has the tools you need in one convenient, pocket sized product

[Get it here FREE >>](#)



Get The Super Cool **Strike Pen** 100% FREE!
VALUED AT \$54.95 IT'S NOW YOURS FOR FREE!

[Get it here FREE >>](#)

Get This **HyBeam PopLamp** 100% FREE!
Bright enough to light an entire room!

[Get it here FREE >>](#)



Get This **Everstryke Match** 100% FREE!
Ready to Start a Fire Even After Being SOAKED in Water

[Get it here FREE >>](#)

CONCLUSION

If you are one of those who think the police are going to protect you, think again. Due to restrictions placed upon the police department, they are only able to react to crime, not be proactive. About the only thing they can do proactively is to drive around, “showing the flag.”

When the time comes that someone breaks into your home, the police will come; but as the saying goes, “When seconds count, the police are there in minutes.” That’s really not their fault; it’s the reality that they are stuck with. Most police officers would rather be there when you need them, they just can’t.

The only one who is going to be able to defend your home and family is you. That means you have to be ready. The information in this book will help, but only if you put it to good use. There’s something else that you’re going to have to do as well, that is to practice. You can have the best security equipment there is and the best firearms available, but if you don’t know how to use them, you may as well not have anything.

Shooting is a skill; it requires practice to learn. More than that, it takes practice to become truly proficient. You have to realize that when



someone tries to break into your home, you’re going to be nervous. That will degrade considerably your ability to fire accurately. If things come down to having to shoot in self-defense, you’re not going to do anywhere near as good as you did on the shooting range.

For that reason, it’s important to get to be as good as you can. Just being able to hit a silhouette target isn’t good enough; you need to be able to hit the bulls-eye, time after time. Even more than that, you need to be able to shoot tactically; moving and shooting at the same time, using cover to protect yourself and knowing how to engage multiple targets.

Real-life shooting situations are about as similar to normal range shooting as pro football is to a couple of small kids throwing a ball around. While the rules may be somewhat the same; in practice, it’s much harder and

much more demanding. The danger is part of it, but more than that it's the fact that you are shooting at a moving target which is trying to shoot you as well. You'll never have an assailant just stand there at the perfect distance, in perfect lighting, waiting for you to shoot them.

Many shooting ranges offer tactical shooting nights. These are competitions where you shoot at multiple full silhouette targets, set up as if it were a real situation. Shooting is done against the clock, adding pressure to the shooter to hit all the targets quickly. Scoring is based upon a combination of time and accuracy. While not totally realistic, it is much more realistic than typical target shooting.

This type of practice will go a long way towards preparing you for an actual encounter with a bad guy. There really is no way of creating perfect practice, but this is much more perfect than anything else you can do. I'll warn you though, your first couple of times, you'll do horrible, even if you are a good shot.

The first time I went to a tactical shoot, I scored last place for that night. It didn't seem to matter that I could hold a 3-1/2 inch group at seven meters in rapid fire. Having to shoot

a number of targets, at different ranges and heights, in as little time as possible, turned my normally good shooting into garbage. It took me months of shooting to get to the point where I could do reasonably well.

Don't only practice with your guns either. You also need to practice using everything we've talked about in this book. If something is part of your home defense plan, then you need to make it such a natural part of your life, that you are comfortable using it at a moment's notice. That only comes with practice.

Remember, this is your family's security we're talking about here. When the time comes and your home is invaded, you'll be glad that you've spent all the time, money and effort preparing to defend your family. That's really what it's all about; not getting the bad guys, but protecting your family. After all, when it comes down to it, they're worth much more than anything else you have.





PISTOL TARGET


www.midwayusa.com

Target # _____

Caliber _____

Group Size

Lot # _____



5875 W. Van Horn Tavern Rd.
Columbia, MO 65203
1-800-243-3220

Bullseye is 4" diameter. Scoring rings are graduated in 1" increments. Put a MidwayUSA Shooting Spot on the bullseye for increased visibility.

© 1999 MidwayUSA, Inc.

Copyright © 2017 by Gravitational Media LLC

All rights reserved. No part of this publication may be reproduced or transmitted in any form or by any means, electronic, or mechanical, including photocopying, recording, or by any information storage and retrieval system.

Published by:

Gravitational Media LLC

615 West 7th Street

Austin, TX 78701

LEGAL NOTICE:

This ebook is copyright protected. This is only for personal use. You cannot amend, distribute, sell, use, quote or paraphrase any part of the content within this ebook without the consent of the author or copyright owner. Legal action will be pursued if this is breached.

DISCLAIMER NOTICE:

Please note the information contained within this document is for educational purposes only.

Every attempt has been made to provide accurate, up to date and reliable complete information no warranties of any kind are expressed or implied. Readers acknowledge that the author is not engaging in rendering legal, financial or professional advice.

By reading any document, the reader agrees that under no circumstances are we responsible for any losses, direct or indirect, which are incurred as a result of use of the information contained within this document, including – but not limited to errors, omissions, or inaccuracies.